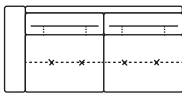


Bracci Supplement April 2023

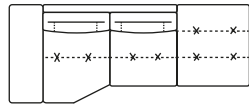
BRACCI
MADE IN ITALY

Andy





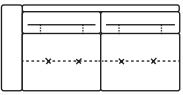
V316 LHF W79"



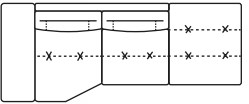
V407 RHF W104"

Andy

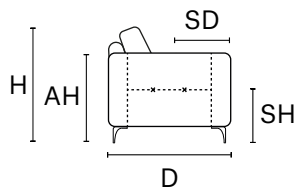
Andy is a style where simplicity takes form and design, giving this model a modern style look with a classic taste. In addition, the seat filled with the right combination of memory foam offers a great seating comfort which perfectly adapts to the body.



V316 LHF W79"

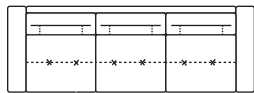


V407 RHF W104"



D 39" H 34" AH 26" SH 19" SD 22"

MAXI SEAT (version of the group have the same seat width)



W 122"
V342 SOFA MAXI EXTRA



W 115"
V349 LHF SOFA MAXI EXTRA



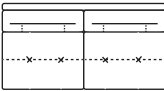
W 115"
V350 RHF SOFA MAXI EXTRA



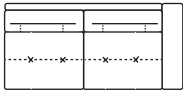
W 86"
V314 SOFA MAXI



W 79"
V316 LHF SOFA MAXI



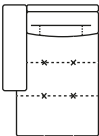
W 72"
V315 SOFA MAXI ARMLESS



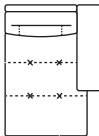
W 79"
V317 RHF SOFA MAXI



W 36"
V131 ARMLESS CHAIR MAXI

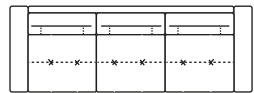


W 43"
D 63"
V502 LHF CHAISE LONGUE MAXI



W 43"
D 63"
V503 RHF CHAISE LONGUE MAXI

MEDIUM SEAT (version of the group have the same seat width)



W 110"
V347 SOFA EXTRA
(3 SEAT CUSHIONS)



W 104"
V351 LHF SOFA EXTRA
(3 SEAT CUSHIONS)



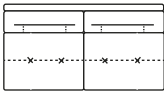
W 104"
V352 RHF SOFA EXTRA
(3 SEAT CUSHIONS)



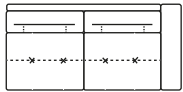
W 78"
V300 SOFA



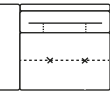
W 71"
V302 LHF SOFA



W 65"
V301 SOFA ARMLESS



W 71"
V303 RHF SOFA



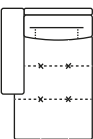
W 39"
V101 LHF ARMCHAIR



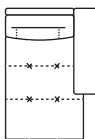
W 32"
V103 ARMLESS CHAIR



W 39"
V102 RHF ARMCHAIR



W 39"
D 63"
V500 LHF CHAISE LONGUE



W 39"
D 63"
V501 RHF CHAISE LONGUE

SMALL SEAT (version of the group have the same seat width)



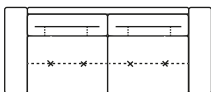
W 99"
V242
LOVESEAT MAXI EXTRA



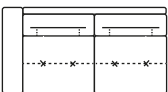
W 92"
V243 LHF LOVESEAT MAXI EXTRA



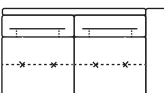
W 92"
V244 RHF LOVESEAT MAXI EXTRA



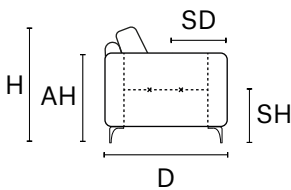
W 70"
V214 LOVESEAT MAXI



W 63"
V216 LHF LOVESEAT MAXI

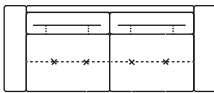


W 63"
V217 RHF LOVESEAT MAXI

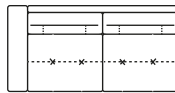


D 39" H 34" AH 26" SH 19" SD 22"

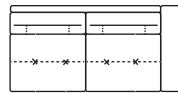
X SMALL SEAT (version of the group have the same seat width)



W 62"
V200 LOVESEAT

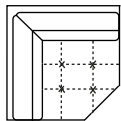


W 56"
V202 LHF LOVESEAT

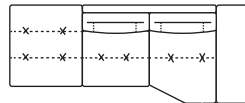


W 56"
V203 RHF LOVESEAT

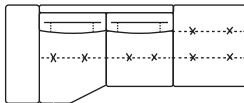
JOLLY (can be combined with all the version group)



W 43"
D 43"
V400 CORNER



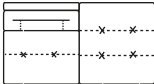
W 104"
D 43"
V406 LHF CORNER CHAIR MERIDIAN



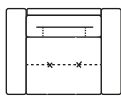
W 104"
D 43"
V407 RHF CORNER CHAIR MERIDIAN



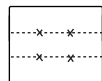
W 61"
V112 LHF CHAIR MERIDIAN



W 61"
V113 RHF CHAIR MERIDIAN



W 37"
V100 ARMCHAIR



W 35"
D 28"
V600 OTTOMAN

Technical Description

thick stitch: Available upon request

structure: Hardwood frame for extra strength

seat/back suspension: Reinforced elastic webbing

seat cushions: High density ecologic open-cell polyurethane foam and memory foam covered with a layer of dacron wadding

back cushions: High density ecologic open-cell polyurethane foam covered with a layer of dacron wadding

removability: Back and Seat cushions

foot option 1: Stainless steel finish

foot option 2: stainless steel bronze finish

Foot Finishing Option



Foot Option 1:
Stainless steel Finish



Foot Option 2:
Stainless steel bronze finish

Thin stitch standard



Thick stitch option

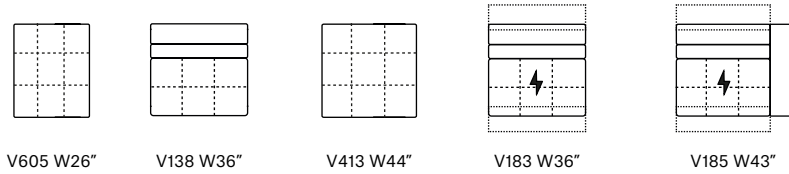


LEATHER COLOR SHADE DIFFERENCES: The model upholstered with some Natural leather such as Maya, Moss, Carees and Sensation, could present in some area differences in color tones of about 5%. Such differences are not to be considered defect but an expression of the natural characteristic of the cowhide. The company reserves the right without prior notice to make technical sheets changes and/or materials for quality product improvement. Leather sofas are a handmade product and according to the leather covering selected there could be a measurement tolerance of about 2 inches (cm 5) on each sku.

REV. 002 DEL 28/10/2020 | Pag. 2 of 2

Carole





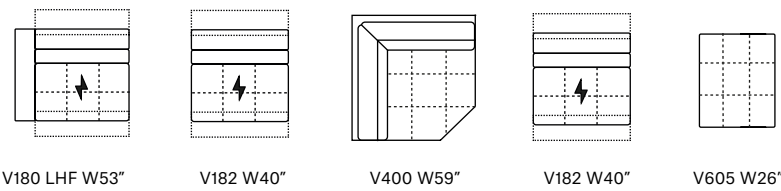
Carole

Carole is power chaise contemporary model which easily adapts to all Living spaces. This model equipped with a state of the art mechanism moves at the same time footboard and backrest, making the seat become a very comfortable chaise. The headrest also has 3 different positions and can be adjusted by hand. This model is available with two seat width options and it's modularity allows to make any size sofa or sectional.



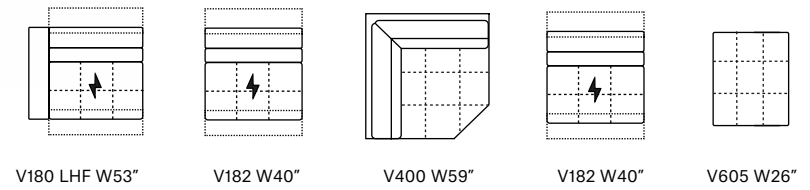
Clark





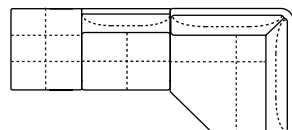
Clark

Clark is power chaise contemporary model which easily adapts to all Living spaces. This model equipped with a state of the art mechanism moves at the same time footboard and backrest, making the seat become a very comfortable chaise. The headrest also has 3 different positions and can be adjusted by hand. This model is available with two seat width options and it's modularity allows to make any size sofa or sectional.

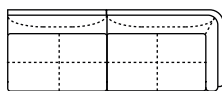


Oscar





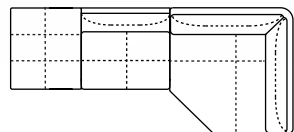
V406 LHF W104"



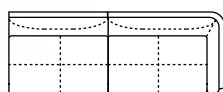
V317 RHF W86"

Oscar

Oscar is a style where simplicity takes form and design. It has a high comfortable back and the frame built to the floor gives this model a classic – contemporary taste. In addition, the seat filled with the right combination of memory foam offers a great seating comfort which perfectly adapts to the body.

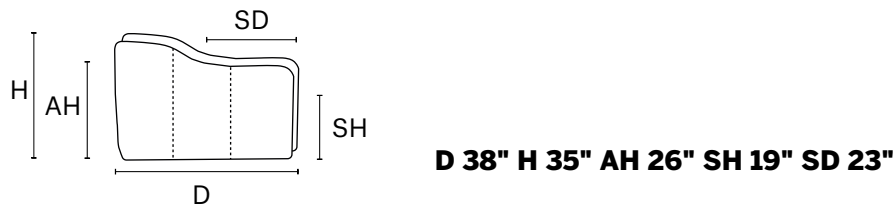


V406 LHF W104"

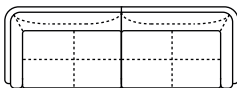


V317 RHF W86"

Oscar



MAXI SEAT (version of the group have the same seat width)



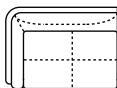
W 97"
V314 SOFA MAXI



W 86"
V316 LHF SOFA MAXI



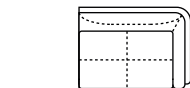
W 86"
V317 RHF SOFA MAXI



W 48"
V116 LHF ARMCHAIR MAXI/V131 ARMLESS CHAIR MAXI

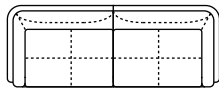


W 37"

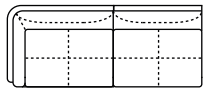


W 48"
V117 RHF ARMCHAIR MAXI

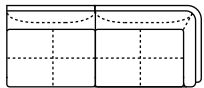
SMALL SEAT (version of the group have the same seat width)



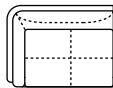
W 89"
V300 SOFA



W 78"
V302 LHF SOFA



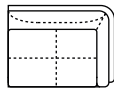
W 78"
V303 RHF SOFA



W 44"
V101 LHF ARMCHAIR

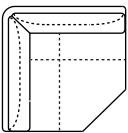


W 33"
V103 ARMLESS CHAIR

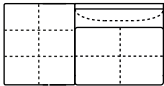


W 44"
V102 RHF ARMCHAIR

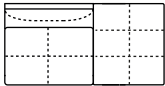
JOLLY (can be combined with all the version group)



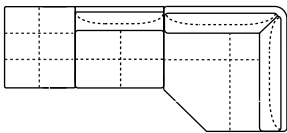
W 47"
D 47"
V400 CORNER



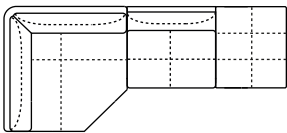
W 56"
D 43"
V112 LHF ARMCHAIR MERIDIEN/V113 RHF ARMCHAIR MERIDIEN



W 56"
D 43"
V113 RHF ARMCHAIR MERIDIEN



W 104"
D 47"
V406 LHF CORNER CHAIR MERIDIEN



W 104"
D 47"
V407 RHF CORNER CHAIR MERIDIEN

Technical Description

thick stitch: Available upon request
structure: Hardwood frame for extra strength
seat/back suspension: Reinforced elastic webbing
seat cushions: High density ecologic open-cell polyurethane foam and memory foam covered with a layer of dacron wadding
back cushions: High density ecologic open-cell polyurethane foam covered with a layer of dacron wadding
removability: Not available
foot option 1: Stainless steel finish
foot option 2: Stainless steel bronze finish

Foot Finishing Option



Foot Option 1:
Stainless steel Finish



Foot Option 2:
Stainless steel Bronze Finish

Thin stitch standard



Thick stitch option



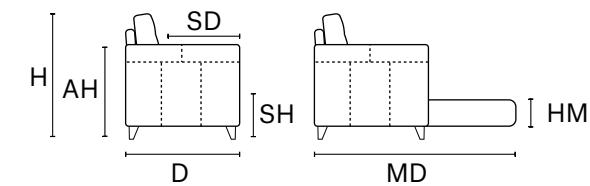
LEATHER COLOR SHADE DIFFERENCES: The model upholstered with some Natural leather such as Maya, Moss, Carees and Sensation, could present in some area differences in color tones of about 5%. Such differences are not to be considered defect but an expression of the natural characteristic of the cowhide. The company reserves the right without prior notice to make technical sheets changes and/or materials for quality product improvement. Leather sofas are a handmade product and according to the leather covering selected there could be a measurement tolerance of about 2 inches (cm 5) on each sku.

REV. 002 DEL 28/10/2020 | Pag. 2 of 2

Ottavia

Ottavia does not look like a sofabed and has an extremely good seating comfort as the seat is filled with the right combination of memory foam. It is built with a state of the art mechanism which has wooden slats, then seats and backs are always attached during the opening and closing. The mattress has a 6'' thickness and is made in a high-end foam called Waterlilly, which has a high density, 100% natural and breathable. Sleeping on this sofabed is just like sleeping in a regular bed.

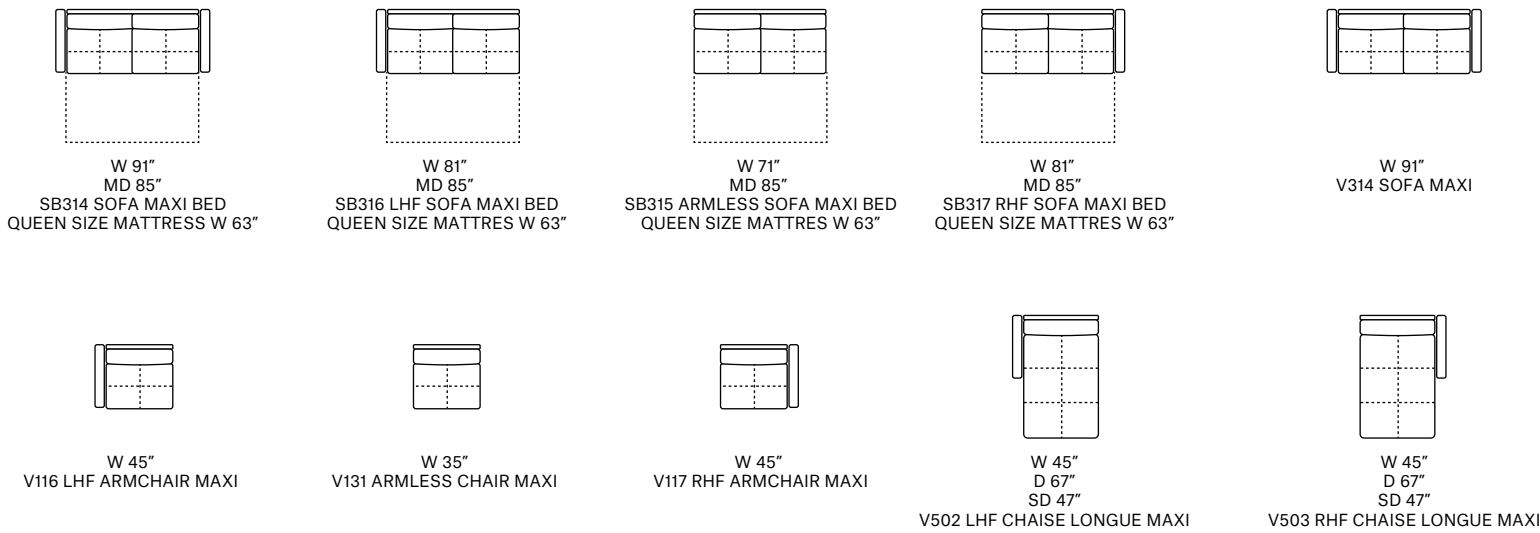




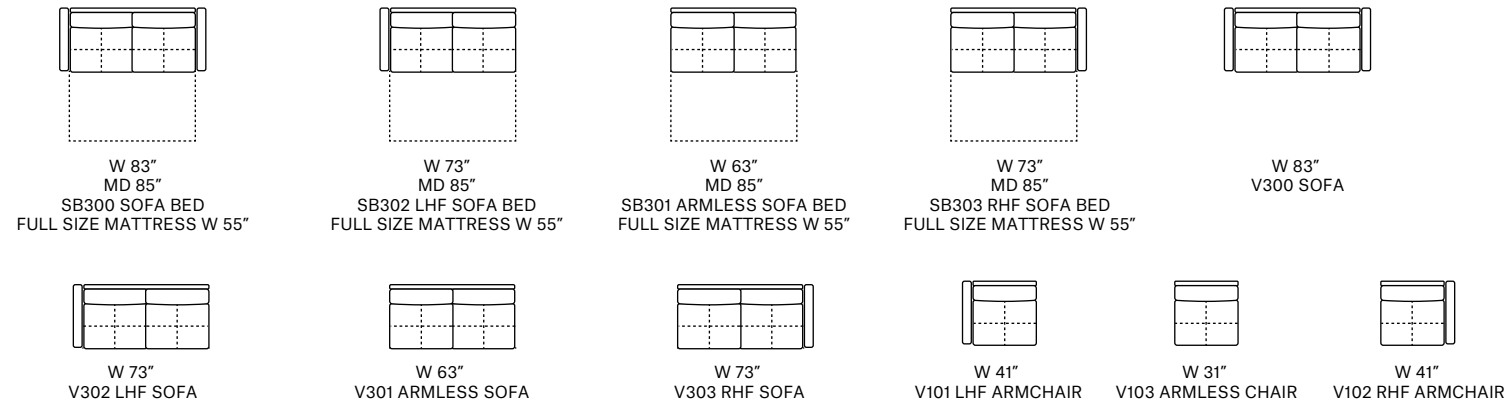
Arms and back are detachable on sofabed version by just pulling up

D 41" H 35" AH 27" SH 19" SD 22" MD 85" HM 22"

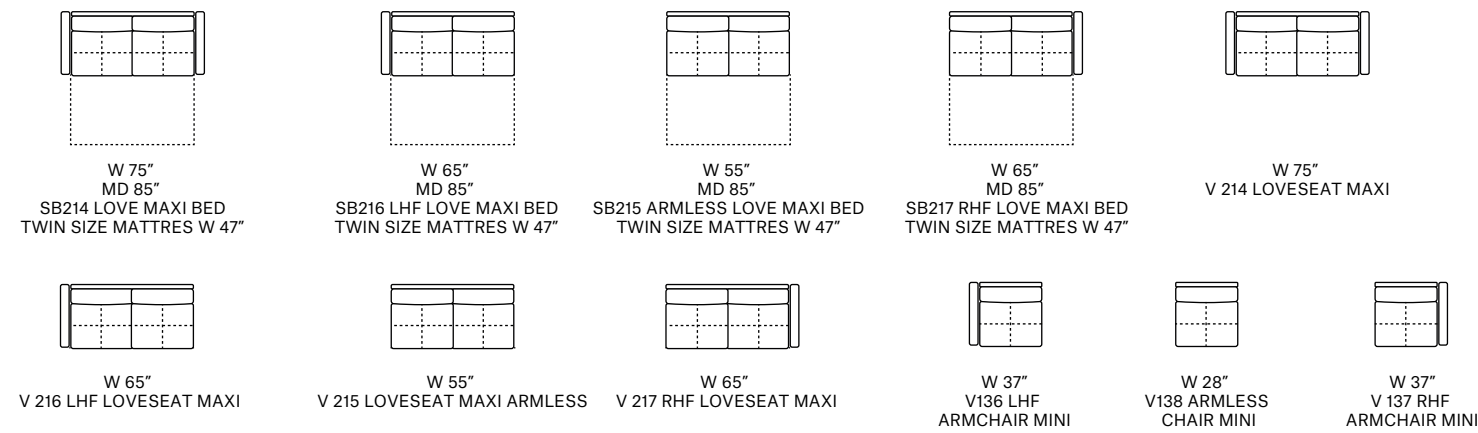
MAXI SEAT (version of the group have the same seat width)



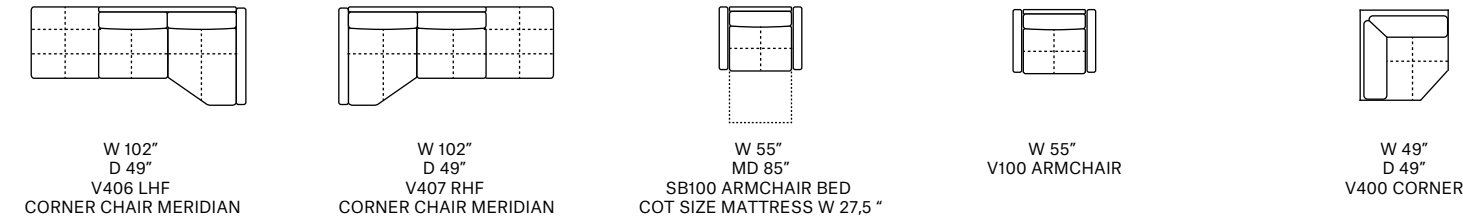
MEDIUM SEAT (version of the group have the same seat width)



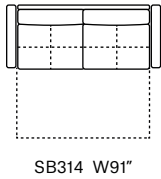
SMALL SEAT (version of the group have the same seat width)



JOLLY (can be combined with all the version group)



Ottavia




Technical Description

thick stitch: Available as an option
structure: Synchronized and orthopedic metal bed mechanism. Bed area made with beech wood slats 6,3"wide. Reinforced elastic webbing on the seating area.
mattress h 6,3" : Waterlily viscoelastic high density and high resilience foam, covered with a special polyester fiber fire retardant.
External quilted layer made in cotton fabric. The Mattress is 100% recyclable, antibacterial, breathable.
back suspension: Reinforced elastic webbing
seat cushions: High density ecologic open-cell polyurethane foam and memory foam, covered with a layer of dacron wadding
back cushions: High density ecologic open-cell polyurethane foam, covered with a layer of dacron wadding
removability: Seat and Back cushion removability is not available for the sofa bed version.
Removability is only available on version without bed
foot option 1: Stainless steel Finish
foot option 2: Stainless steel Bronze Finish

Foot Finishing Option



Foot Option 1: Stainless steel Finish
Foot Option 2: Stainless steel Bronze Finish



LEATHER COLOR SHADE DIFFERENCES: The model upholstered with some Natural leather such as Maya, Moss, Carees and Sensation, could present in some area differences in color tones of about 5%. Such differences are not to be considered defect but an expression of the natural characteristic of the cowhide. The company reserves the right without prior notice to make technical sheets changes and/or materials for quality product improvement. Leather sofas are a handmade product and according to the leather covering selected there could be a measurement tolerance of about 2 inches (cm 5) on each sku.
REV. 002 DEL 28/10/2020 | Pag. 2 of 2



Atene

Atene is an contemporary mid-century classic armless chair with a great seating comfort. This armless chair would look great in any space in combination with any style sofa or sectional.

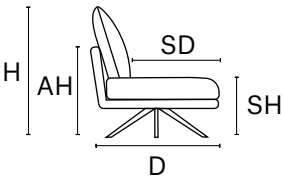
Technical Description

- thick stitch:** Available upon request
- structure:** Hardwood frame for extra strength
- seat/back suspension:** Reinforced elastic webbing
- seat/back cushions:** High density ecologic open-cell polyurethane foam covered with a layer of dacron wadding
- removability:** Back and Seat cushions
- foot option 1:** Stainless steel finish
- foot option 2:** stainless steel bronze finish


Thin stitch standard



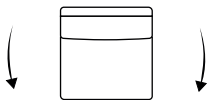
Thick stitch option



D 37" H 37" AH 22" SH 18" SD 21"



W 29"
V141 ARMLESS CHAIR MINI
FREE STANDING



W 29"
V140 ARMLESS
CHAIR SWIVEL

BBRACCI
MADE IN ITALY

braccisofas.com