



D 104/40.9"
H 85/33.5" **AH** 60/23.6"
SH 46/18.1" **SD** 54/21.3



W 237/93.3"

V314


3 SEATER MAXI



W 217/85.4"

V300

3 SEATER



W 197/77.6"

V214


2 SEATER MAXI



W 96/37.8"

V100


ARMCHAIR



W 206/88.7"

V316

LHF 3 SEATER
MAXI



W 206/88.7"

V317

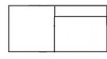
RHF 3 SEATER
MAXI



W 136/53.3"
D 136/53.3"

V400

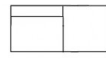
CORNER



W 154/60,4"

V112

LHF ARMCHAIR
MERIDIAN



W 154/60,4"

V113

RHF ARMCHAIR
MERIDIAN



Stainless steel base



Metal base matt bronze finish



Metal base matt black finish

CHIC

THICK STITCH: Available

STRUCTURE: Stainless steel frame combined with hard wood frame for extra strength

SEAT/BACK SUSPENSION: Reinforced elastic webbing
SEAT CUSHION: Ecologic open cell polyurethane foam with coil springs built inside the seat cushion and a layer of feather on top of the seat cushion

BACK CUSHION: Ecologic open cell polyurethane foam with a layer of dacron and feather

REMOVABILITY: Seat and back cushions

MECHANISM: N.A.

FOOT/BASE SERIES: Stainless steel base, metal base matt bronze finish or metal base matt black finish

COVERING: Full leather