



**AH** Arm Height

**H** Height

**SH** Seat Height

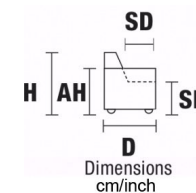
**MH** Maximum Height

**D** Deep

**SD** Seat Depth

**MD** Maximum Deep

**W** Width



**VERSION MAXI: ALL ITEMS OF SECTION MAXI HAVE THE SAME SEAT WIDTH**



W 210/82.7"  
D 113/44.5"  
H 89/35"  
SH 49/19.3"

MD 180/70.9"  
AH 66/26"  
SD 55/21.7"  
MH 103/40.6"

**3 SEATER MAXI**

**RCL ELECTRIC HEAD-FOOT  
VERSION V106 + V108**

W 105/41.3"  
D 113/44.5"  
H 89/35"  
SH 49/19.3"

MD 180/70.9"  
AH 66/26"  
SD 55/21.7"  
MH 103/40.6"

**LHF ARMCHAIR MAXI**

**V106 RCL ELECTRIC HEAD-FOOT  
V121 ONLY ELECTRIC HEADREST**

W 85/33.5"  
D 113/44.5"  
H 89/35"  
SH 49/19.3"

MD 180/70.9"  
AH 66/26"  
SD 55/21.7"  
MH 103/40.6"

**ARMLESS MAXI**

**V119 RCL ELECTRIC HEAD-FOOT  
V120 ONLY ELECTRIC HEADREST**

W 105/41.3"  
D 113/44.5"  
H 89/35"  
SH 49/19.3"

MD 180/70.9"  
AH 66/26"  
SD 55/21.7"  
MH 103/40.6"

**RHF ARMCHAIR MAXI**

**V108 RCL ELECTRIC HEAD-FOOT  
V122 ONLY ELECTRIC HEADREST**

W 105/41.3"  
D 175/68.9"  
H 89/35"  
SH 49/19.3"

MD 180/70.9"  
AH 66/26"  
SD 55/21.7"  
MH 103/40.6"

**LHF CHAISE MAXI**

**V506 ELECTRIC HEADREST**

W 105/41.3"  
D 175/68.9"  
H 89/35"  
SH 49/19.3"

MD 180/70.9"  
AH 66/26"  
SD 55/21.7"  
MH 103/40.6"

**RHF CHAISE MAXI**

**V507 ELECTRIC HEADREST**

**VERSION MINI: ALL ITEMS OF SECTION MINI HAVE THE SAME SEAT WIDTH**



W 180/70.9"  
D 113/44.5"  
H 89/35"  
SH 49/19.3"

MD 180/70.9"  
AH 66/26"  
SD 55/21.7"  
MH 103/40.6"

**2 SEATER MAXI**

**RCL ELECTRIC HEAD-FOOT  
VERSION V125 + V126**

W 90/35.4"  
D 113/44.5"  
H 89/35"  
SH 49/19.3"

MD 180/70.9"  
AH 66/26"  
SD 55/21.7"  
MH 103/40.6"

**LHF ARMCHAIR MINI**

**V125 RCL ELECTRIC HEAD-FOOT  
V127 ONLY ELECTRIC HEADREST**

W 70/27.6"  
D 113/44.5"  
H 89/35"  
SH 49/19.3"

MD 180/70.9"  
AH 66/26"  
SD 55/21.7"  
MH 103/40.6"

**ARMLESS MINI**

**V123 RCL ELECTRIC HEAD-FOOT  
V124 ONLY ELECTRIC HEADREST**

W 90/35.4"  
D 113/44.5"  
H 89/35"  
SH 49/19.3"

MD 180/70.9"  
AH 66/26"  
SD 55/21.7"  
MH 103/40.6"

**RHF ARMCHAIR MINI**

**V126 RCL ELECTRIC HEAD-FOOT  
V128 ONLY ELECTRIC HEADREST**

W 90/35.4"  
D 175/68.9"  
H 89/35"  
SH 49/19.3"

MD 180/70.9"  
AH 66/26"  
SD 55/21.7"  
MH 103/40.6"

**LHF CHAISE MINI**

**V508 ELECTRIC HEADREST**

W 90/35.4"  
D 175/68.9"  
H 89/35"  
SH 49/19.3"

MD 180/70.9"  
AH 66/26"  
SD 55/21.7"  
MH 103/40.6"

**RHF CHAISE MINI**

**V509 ELECTRIC HEADREST**

**VERSION JOLLY: ALL ITEMS OF SECTION JOLLY CAN BE MATCHED WITH ITEMS OF SECTION MAXI AND MINI**



W 111/43.7"  
D 113/44.5"  
H 89/35"  
SH 49/19.3"

MD 180/70.9"  
AH 66/26"  
SD 55/21.7"  
MH 103/40.6"

**ARMCHAIR**

**V104 RCL ELECTRIC HEAD-FOOT**

W 133/52.4"  
D 113/44.5"  
H 89/35"  
SH 49/19.3"

MW 166/63.4"  
SD 55/21.7"  
MH 103/40.6"

**2 SEATER ANGLED**

**V251 2 SEATER ANGLED**

W 67/26"  
D 113/44"  
H 87/34"  
SH 48/19"

MW 100/39"  
SD 55/22"

**V160**

**ARMCHAIR ANGLED**

W 137/53.9"  
D 137/53.9"  
H 89/35"  
SH 49/19.3"

**V400**

**V400 ROUND CORNER**

W 137/53.9"  
D 137/53.9"  
H 89/35"  
SH 49/19.3"

**V414**

**V414 SQUARE CORNER**

W 90/35.4"  
D 75/29.5"

**V600**

**POUFF**

W 52/20"  
D 113/44.5"  
H 56/22"

**V620**

**CONSOLE ANGLE**

W 52/20"  
D 113/44.5"  
H 56/22"

**V621**

**CONSOLE STRAIGHT**

**TRAY**

**UPON REQUEST ON CONSOLE**

The company reserves the faculty to make changing of technical details and/or materials for quality product improving without prior communication.

## ERMES

SPECIAL STITCH "A": Available

THICK STITCH: Available

STRUCTURE: Hardwood frame for extra strenght

SEAT/BACK SUSPENSION : Reinforced elastic webbing

SEAT/BACK CUSHIONS: Ecologic open cell polyurethane foam covered with a layer of dacron wadding

REMOVABILITY: Not possible

MECHANISMS: Each seat has two separate motors, one for the headrest and one for the footrest

BATTERY PACK: Available


TRAY: Wooden matt black finishing, upon request on console

FOOT OPTION # 1: Stainless steel feet


FOOT OPTION # 2: Metal feet bronze finish



**FOOT OPTION 1:  
STAINLESS STEEL  
FEET**



**FOOT OPTION 2:  
METAL FEET BRONZE  
FINISH**



**SPECIAL STITCH "A"**