



AH Arm Height

H Height

SH Seat Height


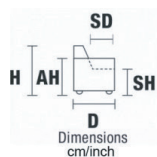
MH Maximum Height

D Deep

SD Seat Depth

MD Maximum Deep

W Width



W 236/92" MW 266/104"
D 103/40"
H 94/37" AH 73/27"
SH 45/17" SD 55/22"

W 197/77" MW 227/89"
D 103/40"
H 94/37" AH 73/27"
SH 45/17" SD 55/22"

W 171/67" MW 201/79"
D 103/40"
H 94/37" AH 73/27"
SH 45/17" SD 55/22"

W 100/39" MW 130/51"
D 103/40"
H 94/37" AH 73/27"
SH 45/17" SD 60/23"

W 222/87" MW 237/93"
D 103/40"
H 94/37" AH 73/27"
SH 45/17" SD 55/22"

W 222/87" MW 237/93"
D 103/40"
H 94/37" AH 73/27"
SH 45/17" SD 55/22"

VERSION CODE

V314

V300

V200

V100

V316

V317

DESCRIPTION

SOFA MAXI

SOFA

2 SEATER

ARMCHAIR

LHF SOFA MAXI

RHF SOFA MAXI



W 183/72" MW 198/78"
D 103/40"
H 94/37" AH 73/27"
SH 45/17" SD 55/22"

W 183/72" MW 198/78"
D 103/40"
H 94/37" AH 73/27"
SH 45/17" SD 55/22"

W 157/62" MW 201/79"
D 103/40"
H 94/37" AH 73/27"
SH 45/17" SD 55/22"

W 157/62" MW 201/79"
D 103/40"
H 94/37" AH 73/27"
SH 45/17" SD 55/22"

W 112/44" MW 112/44"
D 112/44"
H 94/37" AH 73/27"
SH 45/17" SD 55/22"

W 156/61" MW 156/61"
D 103/40"
H 94/37" AH 73/27"
SH 45/17" SD 55/22"

W 156/61" MW 156/61"
D 103/40"
H 94/37" AH 73/27"
SH 45/17" SD 55/22"

V302

V303

V202

V203

V400

V112

V113

LHF SOFA

RHF SOFA

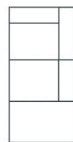
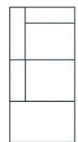
LHF 2 SEATER

RHF 2 SEATER

CORNER

LHF CHAIR
MERIDIAN

RHF CHAIR
MERIDIAN



W 268/105" MW 268/105"
D 112/44" MW 112/44"
H 94/37" AH 73/27"
SH 45/17" SD 55/22"

W 268/105" MW 268/105"
D 112/44" MW 112/44"
H 94/37" AH 73/27"
SH 45/17" SD 55/22"

W 85/33" MW 85/33"
D 60/24" MW 60/24"
SH 45/18"

V406

V407

V600

LHF CORNER CHAIR
MERIDIAN

RHF CORNER CHAIR
MERIDIAN

POUFF



LEG OPTION 1:
STAINLESS STEEL



LEG OPTION 2:
BRONZE FINISH

SPRINT

THICK STITCH: Available

STRUCTURE: Hardwood frame for extra strength

SEAT/BACK SUSPENSION: Reinforced elastic webbing

SEAT CUSHION: Ecologic open cell polyurethane foam covered with a pillow top in memory foam

BACK CUSHION: Ecologic polyurethane foam covered with a layer of dacron wadding

REMOVABILITY: Seat and Back cushions

MECHANISM: Chain manual mechanism built inside the arm

LEG OPTION 1: Stainless Steel

LEG OPTION 2: Bronze Finish

The company reserves the right without prior notice to make technical sheets changes and/or materials for quality product improvement.

Leather sofas are a handmade product and according to the leather covering selected there could be a measurement tolerance of about 2 inches (cm 5) on each sku