

# Bracci Supplement 2023/2024

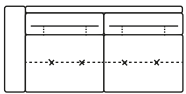
**BRACCI**  
MADE IN ITALY



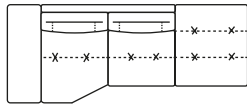


# Andy





V316 LHF W79"



V407 RHF W104"

# Andy

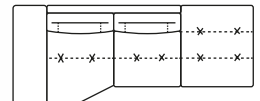
Andy is a style where simplicity takes form and design, giving this model a modern style look with a classic taste. In addition, the seat filled with the right combination of memory foam offers a great seating comfort which perfectly adapts to the body.



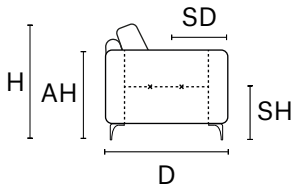




V316 LHF W79"

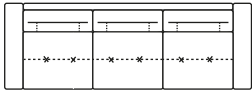


V407 RHF W104"

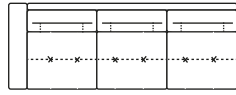


**D 39" H 34" AH 26" SH 19" SD 22"**

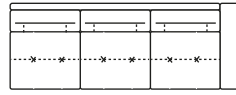
**MAXI SEAT (version of the group have the same seat width)**



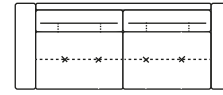
W 122"  
V342 SOFA MAXI EXTRA



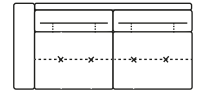
W 115"  
V349 LHF SOFA MAXI EXTRA



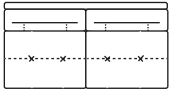
W 115"  
V350 RHF SOFA MAXI EXTRA



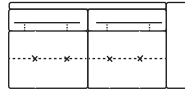
W 86"  
V314 SOFA MAXI



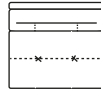
W 79"  
V316 LHF SOFA MAXI



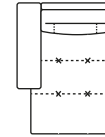
W 72"  
V315 SOFA MAXI ARMLESS



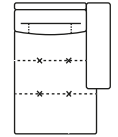
W 79"  
V317 RHF SOFA MAXI



W 36"  
V131 ARMLESS CHAIR MAXI



W 43"  
D 63"  
V502 LHF CHAISE LONGUE MAXI

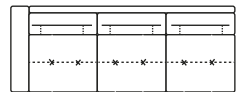


W 43"  
D 63"  
V503 RHF CHAISE LONGUE MAXI

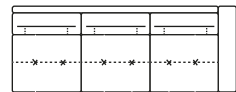
**MEDIUM SEAT (version of the group have the same seat width)**



W 110"  
V347 SOFA EXTRA  
(3 SEAT CUSHIONS)



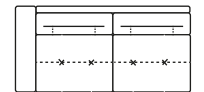
W 104"  
V351 LHF SOFA EXTRA  
(3 SEAT CUSHIONS)



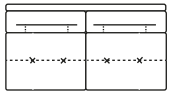
W 104"  
V352 RHF SOFA EXTRA  
(3 SEAT CUSHIONS)



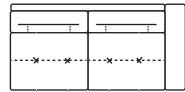
W 78"  
V300 SOFA



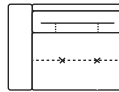
W 71"  
V302 LHF SOFA



W 65"  
V301 SOFA ARMLESS



W 71"  
V303 RHF SOFA



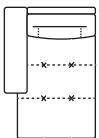
W 39"  
V101 LHF ARMCHAIR



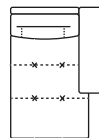
W 32"  
V103 ARMLESS CHAIR



W 39"  
V102 RHF ARMCHAIR

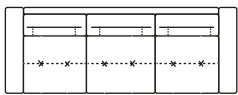


W 39"  
D 63"  
V500 LHF CHAISE LONGUE

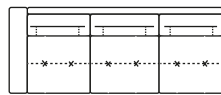


W 39"  
D 63"  
V501 RHF CHAISE LONGUE

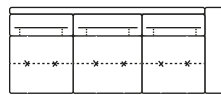
**SMALL SEAT (version of the group have the same seat width)**



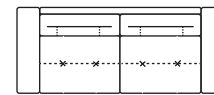
W 99"  
V242  
LOVESEAT MAXI EXTRA



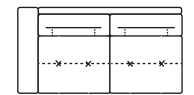
W 92"  
V243 LHF LOVESEAT MAXI EXTRA



W 92"  
V244 RHF LOVESEAT MAXI EXTRA



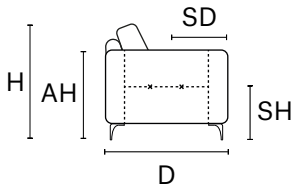
W 70"  
V214 LOVESEAT MAXI



W 63"  
V216 LHF LOVESEAT MAXI



W 63"  
V217 RHF LOVESEAT MAXI



**D 39" H 34" AH 26" SH 19" SD 22"**

**X SMALL SEAT (version of the group have the same seat width)**



W 62"  
V200 LOVESEAT

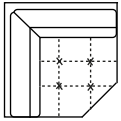


W 56"  
V202 LHF LOVESEAT

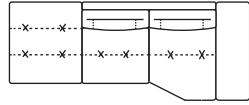


W 56"  
V203 RHF LOVESEAT

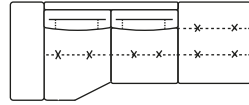
**JOLLY (can be combined with all the version group)**



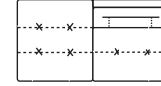
W 43"  
D 43"  
V400 CORNER



W 104"  
D 43"  
V406 LHF CORNER CHAIR MERIDIAN



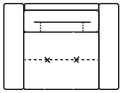
W 104"  
D 43"  
V407 RHF CORNER CHAIR MERIDIAN



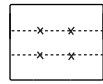
W 61"  
V112 LHF CHAIR MERIDIAN



W 61"  
V113 RHF CHAIR MERIDIAN



W 37"  
V100 ARMCHAIR



W 35"  
D 28"  
V600 OTTOMAN

**Technical Description**

**thick stitch:** Available upon request

**structure:** Hardwood frame for extra strength

**seat/back suspension:** Reinforced elastic webbing

**seat cushions:** High density ecologic open-cell polyurethane foam and memory foam covered with a layer of dacron wadding

**back cushions:** High density ecologic open-cell polyurethane foam covered with a layer of dacron wadding

**removability:** Back and Seat cushions

**foot option 1:** Stainless steel finish

**foot option 2:** stainless steel bronze finish

**Foot Finishing Option**



**Foot Option 1:**  
Stainless steel Finish



**Foot Option 2:**  
Stainless steel bronze finish

**Thin stitch standard**



**Thick stitch option**



LEATHER COLOR SHADE DIFFERENCES: The model upholstered with some Natural leather such as Maya, Moss, Carees and Sensation, could present in some area differences in color tones of about 5%. Such differences are not to be considered defect but an expression of the natural characteristic of the cowhide. The company reserves the right without prior notice to make technical sheets changes and/or materials for quality product improvement. Leather sofas are a handmade product and according to the leather covering selected there could be a measurement tolerance of about 2 inches (cm 5) on each sku.

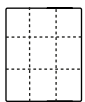
# Carole



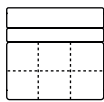




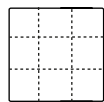
POWER MOTION SOFAS & SECTIONAL



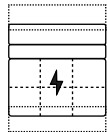
V605 W26"



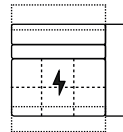
V138 W36"



V413 W44"



V183 W36"



V185 W43"

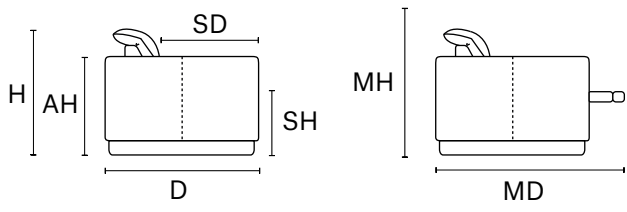
# Carole

Carole is power chaise contemporary model which easily adapts to all Living spaces. This model equipped with a state of the art mechanism moves at the same time footboard and backrest, making the seat become a very comfortable chaise. The headrest also has 3 different positions and can be adjusted by hand. This model is available with two seat width options and it's modularity allows to make any size sofa or sectional.



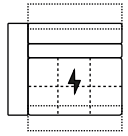




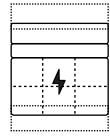


**D 44" MD 67" H 34" AH 24" SH 19" SD 24" MH 44"**

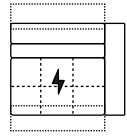
**MAXI SEAT (version of the group have the same seat width)**



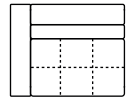
W 47"  
V180 LHF ARMCHAIR MAXI



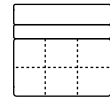
W 40"  
V182 ARMLESS CHAIR MAXI



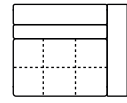
W 47"  
V181 RHF ARMCHAIR MAXI



W 47"  
V116 LHF ARMCHAIR MAXI

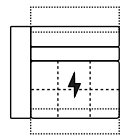


W 40"  
V131 ARMLESS CHAIR MAXI

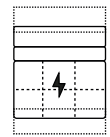


W 47"  
V117 RHF ARMCHAIR MAXI

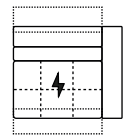
**SMALL SEAT (version of the group have the same seat width)**



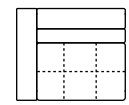
W 43"  
V184 LHF ARMCHAIR MINI



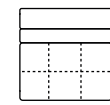
W 36"  
V183 ARMLESS CHAIR MINI



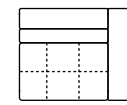
W 43"  
V185 LHF ARMCHAIR MINI



W 43"  
V136 LHF ARMCHAIR MINI

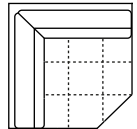


W 36"  
V138 ARMLESS CHAIR MINI

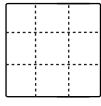


W 43"  
V137 RHF ARMCHAIR MINI

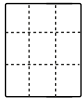
**JOLLY (can be combined with all the version group)**



W 59"  
D 59"  
V400 CORNER



W 44"  
D 44"  
V413 CORNER OTTOMAN



W 26"  
D 44"  
V605 TERMINAL BENCH

# Carole

## Technical Description

**decor stitch:** "B" Available as option

**thick stitch:** Available upon request

**structure:** Hardwood frame for extra strength

**seat/back suspension:** Reinforced elastic webbing

**seat/back cushions:** High density ecologic open-cell polyurethane foam covered with a layer of dacron wadding

**removability:** Not available

**mechanisms:** Upon request each seat and backrest is operated by 1 motor and becomes a comfortable chaise

**battery pack:** Available as option

**usb:** Available as option

**foot option 1:** Stainless steel finish

**foot option 2:** stainless steel bronze finish

### Foot Finishing Option



**Foot Option 1:**  
Stainless steel Finish



**Foot Option 2:**  
Stainless steel bronze finish

### Thin stitch standard



### Thick stitch option



### Decor stitch:



**Tipe B**



LEATHER COLOR SHADE DIFFERENCES: The model upholstered with some Natural leather such as Maya, Moss, Carees and Sensation, could present in some area differences in color tones of about 5%. Such differences are not to be considered defect but an expression of the natural characteristic of the cowhide. The company reserves the right without prior notice to make technical sheets changes and/or materials for quality product improvement. Leather sofas are a handmade product and according to the leather covering selected there could be a measurement tolerance of about 2 inches (cm 5) on each sku.

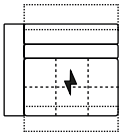




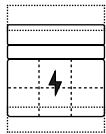
# Clark



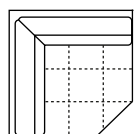




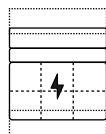
V180 LHF W53"



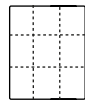
V182 W40"



V400 W59"



V182 W40"

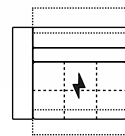


V605 W26"

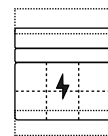
# Clark

Clark is power chaise contemporary model which easily adapts to all Living spaces. This model equipped with a state of the art mechanism moves at the same time footboard and backrest, making the seat become a very comfortable chaise. The headrest also has 3 different positions and can be adjusted by hand. This model is available with two seat width options and it's modularity allows to make any size sofa or sectional.

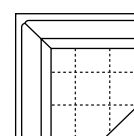




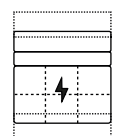
V180 LHF W53"



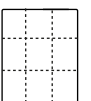
V182 W40"



V400 W59"

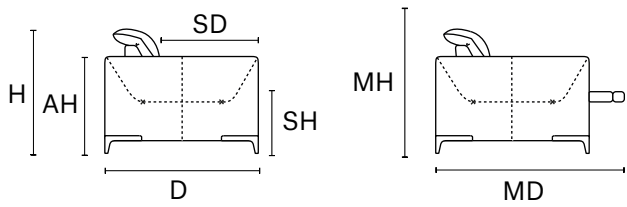


V182 W40"



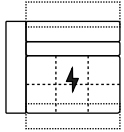
V605 W26"





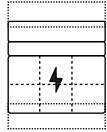
**D 44" MD 67" H 34" AH 24" SH 19" SD 24" MH 44"**

**MAXI SEAT (version of the group have the same seat width)**



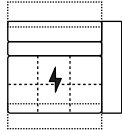
W 53"

V180 LHF ARMCHAIR MAXI



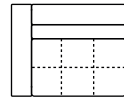
W 40"

V182 ARMLESS CHAIR MAXI



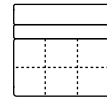
W 53"

V181 RHF ARMCHAIR MAXI



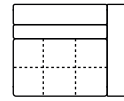
W 53"

V116 LHF ARMCHAIR MAXI



W 40"

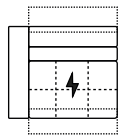
V131 ARMLESS CHAIR MAXI



W 53"

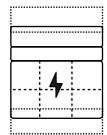
V117 RHF ARMCHAIR MAXI

**SMALL SEAT (version of the group have the same seat width)**



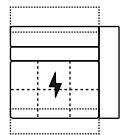
W 49"

V184 LHF ARMCHAIR MINI



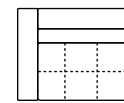
W 36"

V183 ARMLESS CHAIR MINI



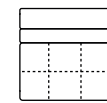
W 49"

V185 LHF ARMCHAIR MINI



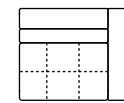
W 49"

V136 LHF ARMCHAIR MINI



W 36"

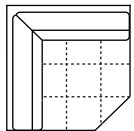
V138 ARMLESS CHAIR MINI



W 49"

V137 RHF ARMCHAIR MINI

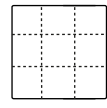
**JOLLY (can be combined with all the version group)**



W 59"

D 59"

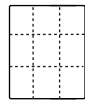
V400 CORNER



W 44"

D 44"

V413 CORNER OTTOMAN



W 26"

D 44"

V605 TERMINAL BENCH

# Clark

## Technical Description

**thick stitch:** Available upon request

**structure:** Hardwood frame for extra strength

**seat/back suspension:** Reinforced elastic webbing

**seat/back cushions:** High density ecologic open-cell polyurethane foam covered with a layer of dacron wadding

**removability:** Not available

**mechanisms:** Upon request each seat and backrest is operated by 1 motor and becomes a comfortable chaise

**battery pack:** Available as option

**usb:** Available as option

**foot option 1:** Stainless steel finish

**foot option 2:** stainless steel bronze finish

### Foot Finishing Option



**Foot Option 1:**  
Stainless steel Finish



**Foot Option 2:**  
Stainless steel bronze finish

### Thin stitch standard



### Thick stitch option



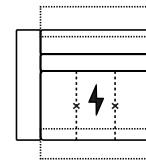
LEATHER COLOR SHADE DIFFERENCES: The model upholstered with some Natural leather such as Maya, Moss, Carees and Sensation, could present in some area differences in color tones of about 5%. Such differences are not to be considered defect but an expression of the natural characteristic of the cowhide. The company reserves the right without prior notice to make technical sheets changes and/or materials for quality product improvement. Leather sofas are a handmade product and according to the leather covering selected there could be a measurement tolerance of about 2 inches (cm 5) on each sku.



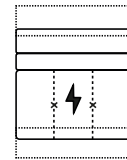


# Julia

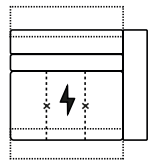




V106 LHF W41"



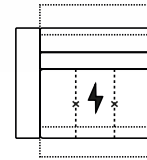
V119 W34"



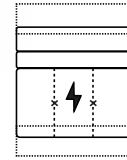
V108 RHF W41"



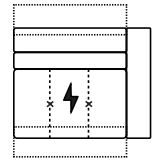




V106 LHF W41"



V119 W34"



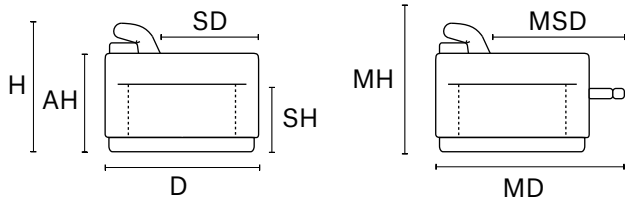
V108 RHF W41"



# Julia

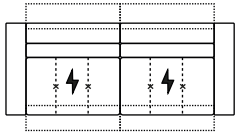
Julia is a unique power motion with a sophisticated minimal elegant look. Julia is equipped with a state of the art power mechanism and touchpad that individually controls headrest and footrest allowing maximum comfort and support for your head, back and legs even for the tallest people. The headrest mechanism while opened, is not visible as it is covered with leather. This model is available with two seat width options and it's modularity allows to make any size sofa or sectional. In addition, the seat is made with memory foam so the extreme soft seating comfort perfectly adapts to the body.



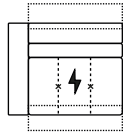


**D 45" MD 70" H 34" AH 24" SH 19" SD 24" MSD 39" MH 43"**

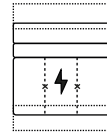
**MAXI SEAT (version of the group have the same seat width)**



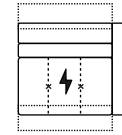
W 82"  
V106+V108 SOFA MAXI RCL  
ELECTRIC HEAD AND FOOT



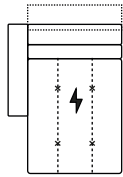
W 41"  
V106 LHF ARMCHAIR MAXI  
RCL ELECTRIC HEAD AND FOOT  
V121 LHF ARMCHAIR MAXI  
ONLY ELECTRIC HEADREST



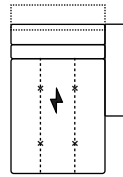
W 34"  
V119 ARMLESS CHAIR MAXI  
RCL ELECTRIC HEAD AND FOOT  
V120 ARMLESS CHAIR MAXI  
ONLY ELECTRIC HEADREST



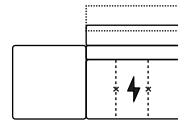
W 41"  
V108 RHF ARMCHAIR MAXI  
RCL ELECTRIC HEAD AND FOOT  
V122 RHF ARMCHAIR MAXI  
ONLY ELECTRIC HEADREST



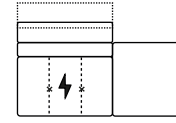
W 41"  
D70  
V506 LHF CHAISE LONGUE MAXI  
ONLY ELECTRIC HEADREST



W 41"  
D70  
V507 RHF CHAISE LONGUE MAXI  
ONLY ELECTRIC HEADREST

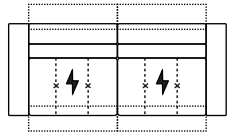


W 61"  
V 166 LHF CHAIR MAXI MERIDIAN  
ONLY ELECTRIC HEADREST

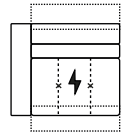


W 61"  
V 167 RHF CHAIR MAXI MERIDIAN  
ONLY ELECTRIC HEADREST

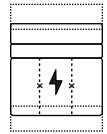
**MEDIUM SEAT (version of the group have the same seat width)**



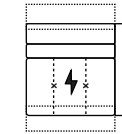
W 71"  
V125+V126 LOVE SEAT MAXI RCL  
ELECTRIC HEAD AND FOOT



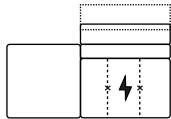
W 35"  
V125 LHF ARMCHAIR MINI  
RCL ELECTRIC HEAD AND FOOT  
V127 LHF ARMCHAIR MINI  
ONLY ELECTRIC HEADREST



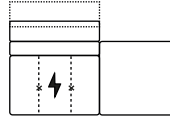
W 28"  
V123 ARMLESS CHAIR MINI  
RCL ELECTRIC HEAD AND FOOT  
V124 ARMLESS CHAIR MINI  
ONLY ELECTRIC HEADREST



W 35"  
V126 RHF ARMCHAIR MINI  
RCL ELECTRIC HEAD AND FOOT  
V128 RHF ARMCHAIR MINI  
ONLY ELECTRIC HEADREST

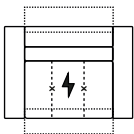


W 55"  
V 168 LHF CHAIR MINI MERIDIAN  
ONLY ELECTRIC HEADREST

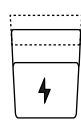


W 55"  
V 169 RHF CHAIR MINI MERIDIAN  
ONLY ELECTRIC HEADREST

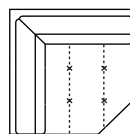
**JOLLY (can be combined with all the version group)**



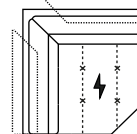
W 42"  
V104 ARMCHAIR  
RCL ELECTRIC HEAD AND FOOT  
V150 ARMCHAIR  
ONLY ELECTRIC HEADREST



W 26"  
MW 40"  
V160 ARMLESS CHAIR  
MAXI ANGLED  
ONLY ELECTRIC HEADREST



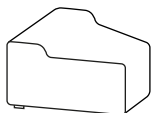
W 54"  
D 54"  
V414 SQUARE CORNER



W 54"  
D 54"  
V415 SQUARE CORNER  
ELECTRIC HEADREST



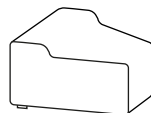
W 37"  
D 26"  
V600 OTTOMAN



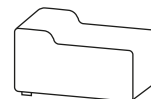
W 13"  
H 22"  
MW20"  
MH 26"  
V620 CONSOLLE ANGLE



W 20"  
H 22"  
MH 26"  
V621 CONSOLLE STRAIGHT



W 9"  
H 22"  
MW 16"  
MH 26"  
V614 CONSOLLE MINI ANGLE



W 9"  
H 22"  
MH 26"  
V613 CONSOLLE  
MINI STRAIGHT

# Julia

## Technical Description

**thick stitch:** Available upon request

**structure:** Hardwood frame for extra strength

**seat/back suspension:** Reinforced elastic webbing

**seat cushions:** High density ecologic open-cell polyurethane foam with coil springs built inside the cushions and covered with a layer of memory foam and dacron wadding

**back cushions:** High density ecologic open-cell polyurethane foam covered with a layer of dacron wadding

**removability:** Not available

**mechanism:** power mechanism head and foot and each seat has two separate motors, one for the headrest and one for the footrest

**battery pack:** available as an option

**usb:** available as an option

**cup holder:** available as an option only in skus V613 and V614

**foot option 1:** sled in stainless steel finish

**foot option 2:** sled in stainless steel bronze finish

### Foot Finishing Option



**Foot Option 1:**  
Stainless steel Finish

**Foot Option 2:**  
Stainless steel bronze finish

### Thin stitch standard



### Thick stitch option



LEATHER COLOR SHADE DIFFERENCES: The model upholstered with some Natural leather such as Maya, Moss, Carees and Sensation, could present in some area differences in color tones of about 5%. Such differences are not to be considered defect but an expression of the natural characteristic of the cowhide. The company reserves the right without prior notice to make technical sheets changes and/or materials for quality product improvement. Leather sofas are a handmade product and according to the leather covering selected there could be a measurement tolerance of about 2 inches (cm 5) on each sku.

REV. 002 DEL 28/10/2020 | Pag. 2 of 2

# Miriam





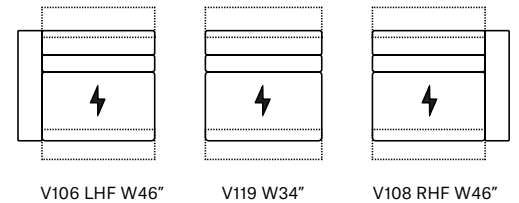


POWER MOTION SOFAS & SECTIONAL

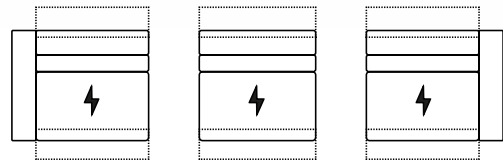


# Miriam

Miriam is a unique power motion with a transitional modern look. Miriam is equipped with a state of the art power mechanism and touchpad that individually controls headrest and footrest allowing maximum comfort and support for your head, back and legs even for the tallest people. The headrest mechanism while opened, is not visible as it is covered with leather. This model is available with two seat width options and it's modularity allows to make any size sofa or sectional. In addition, the seat is made with memory foam so the extreme soft seating comfort perfectly adapts to the body.







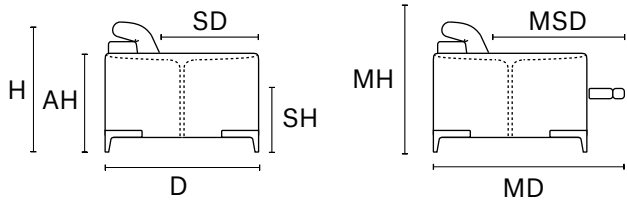
V106 LHF W46"

V119 W34"

V108 RHF W46"

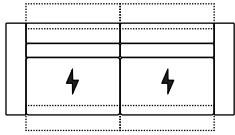




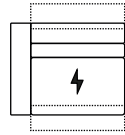


**D 45" MD 70" H 34" AH 24" SH 19" SD 24" MSD 39" MH 43"**

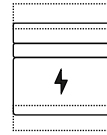
**MAXI SEAT (version of the group have the same seat width)**




W 93"  
V106+V108 SOFA MAXI RCL  
ELECTRIC HEAD AND FOOT



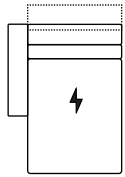
W 46"  
V106 LHF ARMCHAIR MAXI  
RCL ELECTRIC HEAD AND FOOT  
V121 LHF ARMCHAIR MAXI  
ONLY ELECTRIC HEADREST



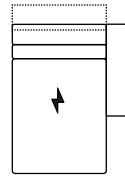
W 34"  
V119 ARMLESS CHAIR MAXI  
RCL ELECTRIC HEAD AND FOOT  
V120 ARMLESS CHAIR MAXI  
ONLY ELECTRIC HEADREST



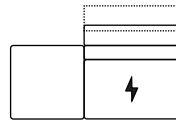
W 46"  
V108 RHF ARMCHAIR MAXI  
RCL ELECTRIC HEAD AND FOOT  
V122 RHF ARMCHAIR MAXI  
ONLY ELECTRIC HEADREST



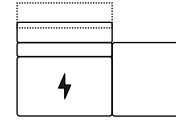
W 46"  
D70  
V506 LHF CHAISE LONGUE MAXI  
ONLY ELECTRIC HEADREST



W 46"  
D70  
V507 RHF CHAISE LONGUE MAXI  
ONLY ELECTRIC HEADREST

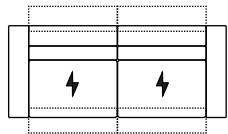


W 61"  
V 166 LHF CHAIR MAXI MERIDIAN  
ONLY ELECTRIC HEADREST

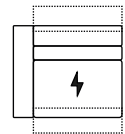


W 61"  
V 167 RHF CHAIR MAXI MERIDIAN  
ONLY ELECTRIC HEADREST

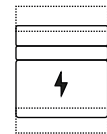
**MEDIUM SEAT (version of the group have the same seat width)**



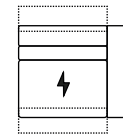
W 82"  
V125+V126 LOVE SEAT MAXI RCL  
ELECTRIC HEAD AND FOOT



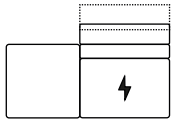
W 41"  
V125 LHF ARMCHAIR MINI  
RCL ELECTRIC HEAD AND FOOT  
V127 LHF ARMCHAIR MINI  
ONLY ELECTRIC HEADREST



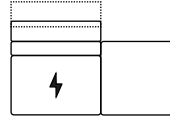
W 28"  
V123 ARMLESS CHAIR MINI  
RCL ELECTRIC HEAD AND FOOT  
V124 ARMLESS CHAIR MINI  
ONLY ELECTRIC HEADREST



W 41"  
V126 RHF ARMCHAIR MINI  
RCL ELECTRIC HEAD AND FOOT  
V128 RHF ARMCHAIR MINI  
ONLY ELECTRIC HEADREST

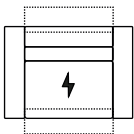


W 55"  
V 168 LHF CHAIR MINI MERIDIAN  
ONLY ELECTRIC HEADREST

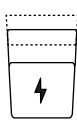


W 55"  
V 169 RHF CHAIR MINI MERIDIAN  
ONLY ELECTRIC HEADREST

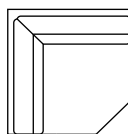
**JOLLY (can be combined with all the version group)**



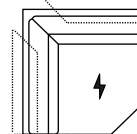
W 53"  
V104 ARMCHAIR  
RCL ELECTRIC HEAD AND FOOT  
V150 ARMCHAIR  
ONLY ELECTRIC HEADREST



W 26"  
MW 40"  
V160 ARMLESS CHAIR  
MAXI ANGLED  
ONLY ELECTRIC HEADREST



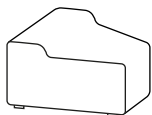
W 54"  
D 54"  
V414 SQUARE CORNER



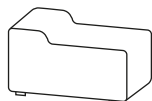
W 54"  
D 54"  
V415 SQUARE CORNER  
ELECTRIC HEADREST



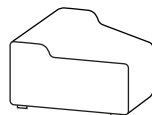
W 37"  
D 26"  
V600 OTTOMAN



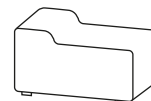
W 13"  
H 22"  
MW20"  
MH 26"  
V620 CONSOLLE ANGLE



W 20"  
H 22"  
MH 26"  
V621 CONSOLLE STRAIGHT



W 9"  
H 22"  
MW 16"  
MH 26"  
V614 CONSOLLE MINI ANGLE



W 9"  
H 22"  
MH 26"  
V613 CONSOLLE  
MINI STRAIGHT

# Miriam

## Technical Description

**thick stitch:** Available upon request

**structure:** Hardwood frame for extra strength

**seat/back suspension:** Reinforced elastic webbing

**seat cushions:** High density ecologic open-cell polyurethane foam with coil springs built inside the cushions and covered with a layer of memory foam and dacron wadding

**back cushions:** High density ecologic open-cell polyurethane foam covered with a layer of dacron wadding

**removability:** Not available

**mechanism:** power mechanism head and foot and each seat has two separate motors, one for the headrest and one for the footrest

**battery pack:** available as an option

**usb:** available as an option

**cup holder:** available as an option only in skus V613 and V614

**foot option 1:** feet in stainless steel finish

**foot option 2:** feet in stainless steel bronze finish

### Foot Finishing Option



**Foot Option 1:**  
Stainless steel Finish

**Foot Option 2:**  
Stainless steel bronze finish

### Thin stitch standard



### Thick stitch option



LEATHER COLOR SHADE DIFFERENCES: The model upholstered with some Natural leather such as Maya, Moss, Carees and Sensation, could present in some area differences in color tones of about 5%. Such differences are not to be considered defect but an expression of the natural characteristic of the cowhide. The company reserves the right without prior notice to make technical sheets changes and/or materials for quality product improvement. Leather sofas are a handmade product and according to the leather covering selected there could be a measurement tolerance of about 2 inches (cm 5) on each sku.

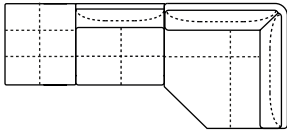
REV. 002 DEL 28/10/2020 | Pag. 2 of 2



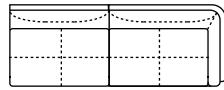


# Oscar





V406 LHF W104"

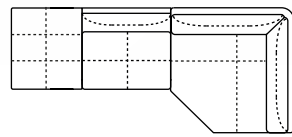


V317 RHF W86"

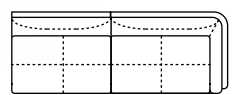
# Oscar

Oscar is a style where simplicity takes form and design. It has a high comfortable back and the frame built to the floor gives this model a classic – contemporary taste. In addition, the seat filled with the right combination of memory foam offers a great seating comfort which perfectly adapts to the body.



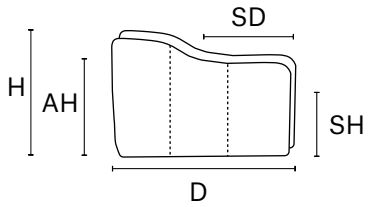


V406 LHF W104"



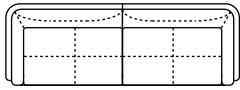
V317 RHF W86"



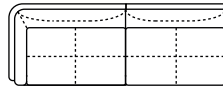


**D 38" H 35" AH 26" SH 19" SD 23"**

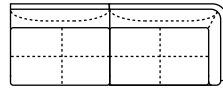
**MAXI SEAT (version of the group have the same seat width)**



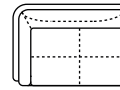
W 97"  
V314 SOFA MAXI



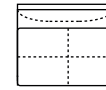
W 86"  
V316 LHF SOFA MAXI



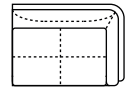
W 86"  
V317 RHF SOFA MAXI



W 48"  
V116 LHF ARMCHAIR MAXI

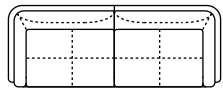


W 37"  
V131 ARMLESS CHAIR MAXI

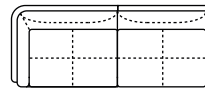


W 48"  
V117 RHF ARMCHAIR MAXI

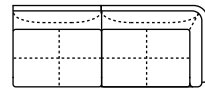
**SMALL SEAT (version of the group have the same seat width)**



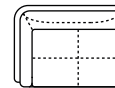
W 89"  
V300 SOFA



W 78"  
V302 LHF SOFA



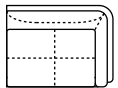
W 78"  
V303 RHF SOFA



W 44"  
V101 LHF ARMCHAIR

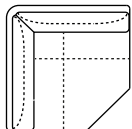


W 33"  
V103 ARMLESS CHAIR



W 44"  
V102 RHF ARMCHAIR

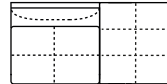
**JOLLY (can be combined with all the version group)**



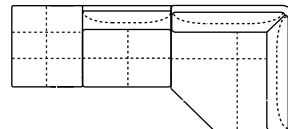
W 47"  
D 47"  
V400 CORNER



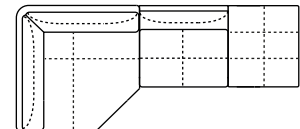
W 56"  
D 43"  
V112 LHF ARMCHAIR MERIDIEN



W 56"  
D 43"  
V113 RHF ARMCHAIR MERIDIEN



W 104"  
D 47"  
V406 LHF CORNER CHAIR MERIDIEN



W 104"  
D 47"  
V407 RHF CORNER CHAIR MERIDIEN

# Oscar

## Technical Description

**thick stitch:** Available upon request

**structure:** Hardwood frame for extra strength

**seat/back suspension:** Reinforced elastic webbing

**seat cushions:** High density ecologic open-cell polyurethane foam and memory foam covered with a layer of dacron wadding

**back cushions:** High density ecologic open-cell polyurethane foam covered with a layer of dacron wadding

**removability:** Not available

**foot option 1:** Stainless steel finish

**foot option 2:** Stainless steel bronze finish

## Foot Finishing Option



**Foot Option 1:**  
Stainless steel Finish



**Foot Option 2:**  
Stainless steel Bronze Finish

## Thin stitch standard



## Thick stitch option



LEATHER COLOR SHADE DIFFERENCES: The model upholstered with some Natural leather such as Maya, Moss, Carees and Sensation, could present in some area differences in color tones of about 5%. Such differences are not to be considered defect but an expression of the natural characteristic of the cowhide. The company reserves the right without prior notice to make technical sheets changes and/or materials for quality product improvement. Leather sofas are a handmade product and according to the leather covering selected there could be a measurement tolerance of about 2 inches (cm 5) on each sku.

REV. 002 DEL 28/10/2020 | Pag. 2 of 2

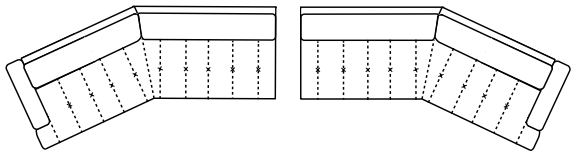




# Soave







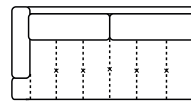
V266 LHF W79"

V267 RHF W79"

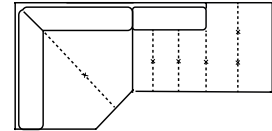


# Soave

Soave is a style where simplicity takes form and design giving this model a contemporary look with a classic taste. In addition, the seat is filled with the right combination of memory foam which offers a great comfort as the cushions perfectly adapt to the body. This model is also characterized by an elegant tufting and by a very unique side arm detail which give this model a craft look.



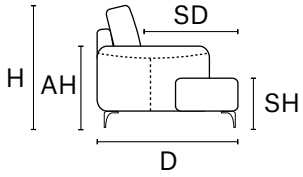
V302 LHF W72"



V407 RHF W100"

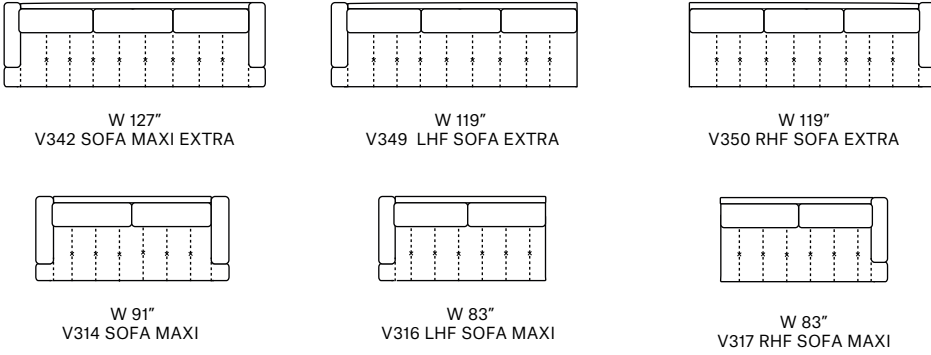




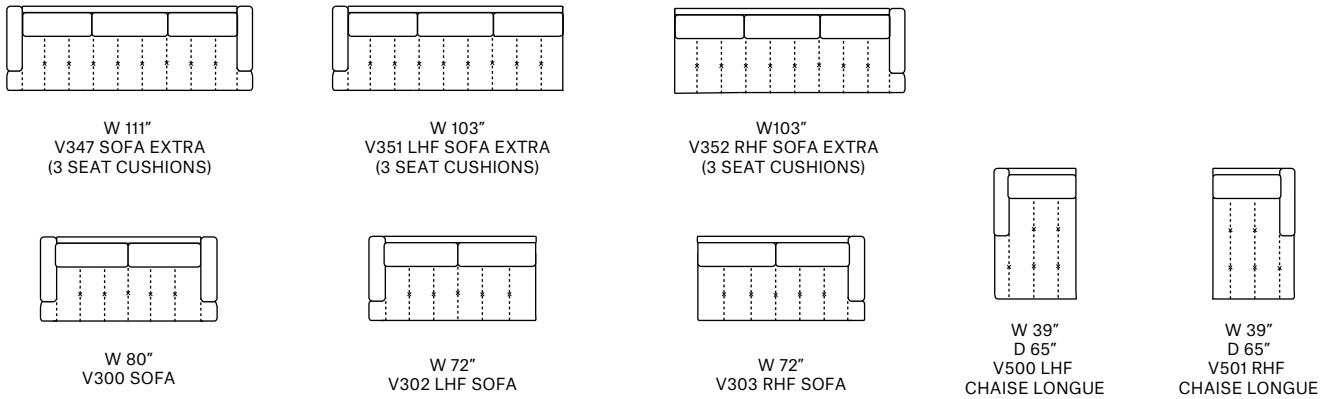


**D 39" H 32" AH 23" SH 18" SD 24"**

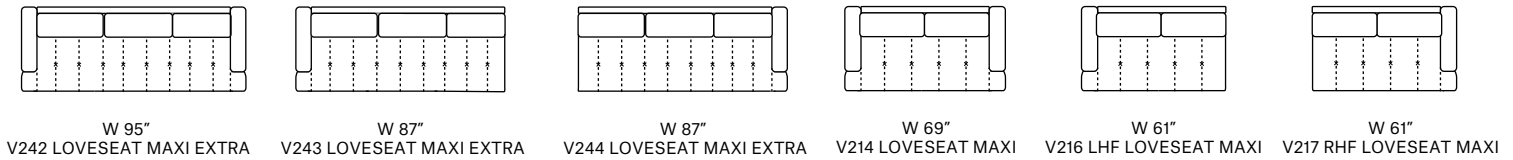
**MAXI SEAT (version of the group have the same seat width)**



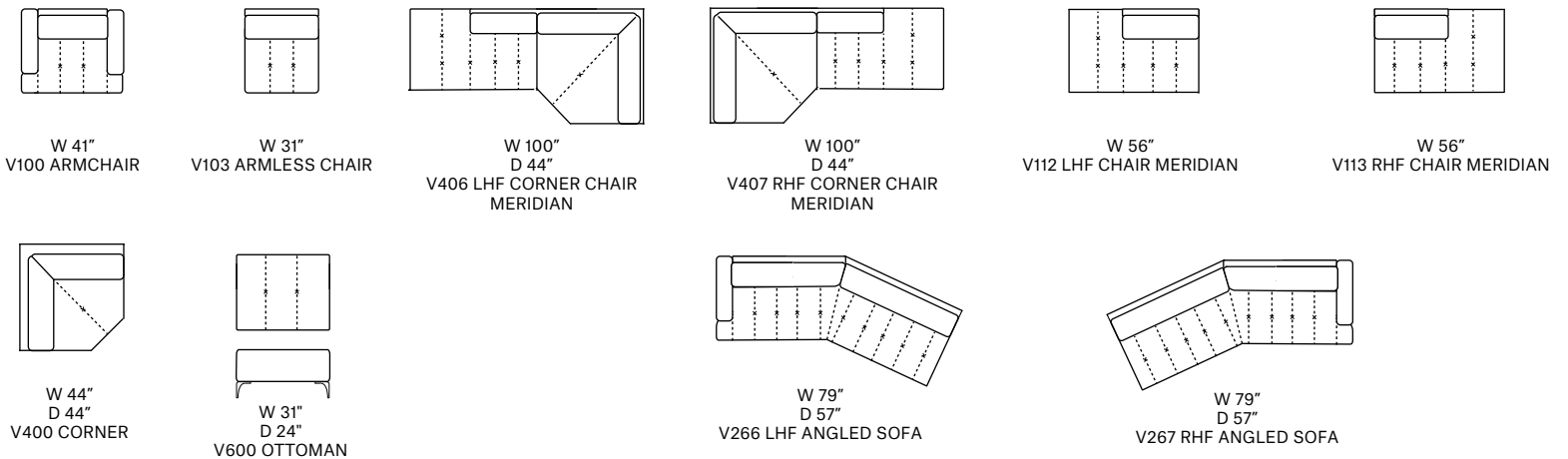
**MEDIUM SEAT (version of the group have the same seat width)**

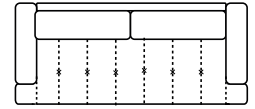


**SMALL SEAT (version of the group have the same seat width)**



**JOLLY (can be combined with all the version group)**





V314 W91"



# Soave

## Technical Description

**thick stitch:** Available upon request

**structure:** Hardwood frame for extra strength

**seat/back suspension:** Reinforced elastic webbing

**seat cushions:** High density ecologic open-cell polyurethane foam and memory foam covered with a layer of dacron wadding

**back cushions:** High density ecologic open-cell polyurethane foam covered with a layer of dacron wadding

**removability:** Not available

**foot option 1:** Stainless steel finish

**foot option 2:** Stainless steel black finish

## Foot Finishing Option



**Foot Option 1:**  
Stainless steel Finish

**Foot Option 2:**  
Stainless steel Black Finish

## Thin stitch standard



## Thick stitch option



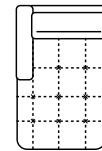
LEATHER COLOR SHADE DIFFERENCES: The model upholstered with some Natural leather such as Maya, Moss, Carees and Sensation, could present in some area differences in color tones of about 5%. Such differences are not to be considered defect but an expression of the natural characteristic of the cowhide. The company reserves the right without prior notice to make technical sheets changes and/or materials for quality product improvement. Leather sofas are a handmade product and according to the leather covering selected there could be a measurement tolerance of about 2 inches (cm 5) on each sku.



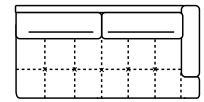


# Supreme





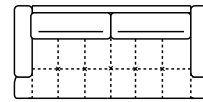
V500 LHF W41"



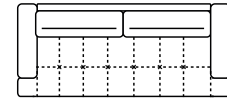
V303 RHF W73"







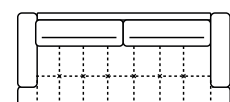
V300 W83"



V314 W93"

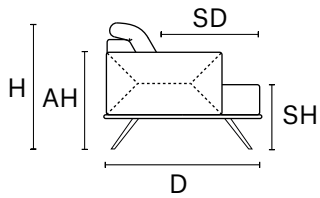
# Supreme

Supreme is a style where simplicity takes form and design giving this model a modern look with a classic taste. In addition, the seat filled with the right combination of memory foam, offers a great seat comfort which perfectly adapts to the body. Supreme is also characterized by an elegant tufted bench seat, which gives this model a unique sartorial look and the headrests are adjustable and stop at the desired position.



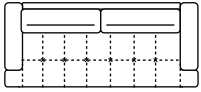
V314 W93"



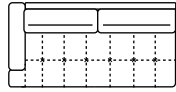


**D 44" H 32" AH 22" SH 18" SD 23"**

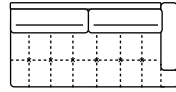
**MAXI SEAT (version of the group have the same seat width)**



W 93"  
V314 SOFA MAXI

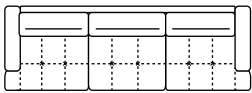


W 83"  
V316 LHF SOFA MAXI

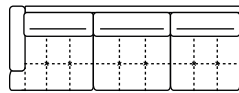


W 83"  
V317 RHF SOFA MAXI

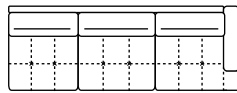
**MEDIUM SEAT (version of the group have the same seat width)**



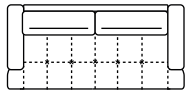
W 110"  
V347 SOFA EXTRA  
(3 SEAT CUSHIONS)



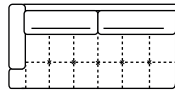
W 104"  
V351 LHF SOFA EXTRA  
(3 SEAT CUSHIONS)



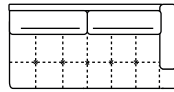
W 104"  
V352 RHF SOFA EXTRA  
(3 SEAT CUSHIONS)



W 83"  
V300 SOFA



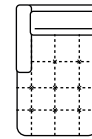
W 73"  
V302 LHF SOFA



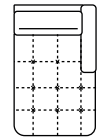
W 73"  
V303 RHF SOFA



W 31"  
V103 ARMLESS CHAIR

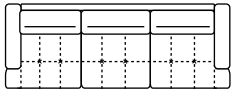


W 41"  
D 70"  
SD 49"  
V500 LHF CHAISE LONGUE

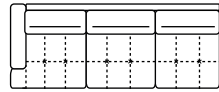


W 41"  
D 70"  
SD 49"  
V501 RHF CHAISE LONGUE

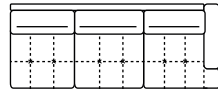
**SMALL SEAT (version of the group have the same seat width)**



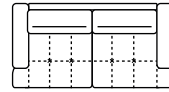
W 98"  
V242 LOVESEAT MAXI EXTRA



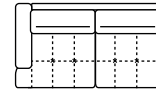
W 89"  
V243 LHF LOVESEAT MAXI EXTRA



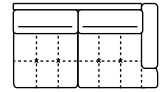
W 89"  
V244 RHF LOVESEAT MAXI EXTRA



W 72"  
V214 LOVESEAT MAXI

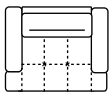


W 63"  
V216 LHF LOVESEAT MAXI

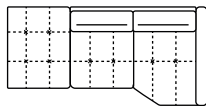


W 63"  
V217 RHF LOVESEAT MAXI

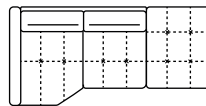
**JOLLY (can be combined with all the version group)**



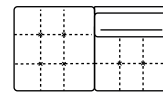
W 41"  
V100 ARMCHAIR



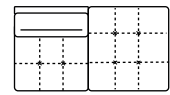
W 104"  
D 53"  
V406 LHF CORNER CHAIR MERIDIAN



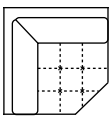
W 104"  
D 53"  
V407 RHF CORNER CHAIR MERIDIAN



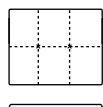
W 51"  
V112 LHF CHAIR MERIDIAN



W 51"  
V113 RHF CHAIR MERIDIAN



W 53"  
D 53"  
V400 CORNER



W 31"  
D 24"  
V600 OTTOMAN

# Supreme

## Technical Description

**thick stitch:** Available upon request

**structure:** Hardwood frame for extra strength

**seat/back suspension:** Reinforced elastic webbing

**seat cushions:** High density ecologic open-cell polyurethane foam and memory foam covered with a layer of dacron wadding

**back cushions:** High density ecologic open-cell polyurethane foam covered with a layer of dacron wadding

**mechanism:** Ratchet adjustable headrest

**removability:** Not available

**foot option 1:** Stainless steel finish

**foot option 2:** Stainless steel black finish

**foot option 3:** Stainless steel gold finish

## Foot Finishing Option



**Foot Option 1:**  
Stainless steel Finish



**Foot Option 2:**  
Stainless steel Bronze Finish



**Foot Option 3:**  
Stainless steel gold finish

## Thin stitch standard



## Thick stitch option



LEATHER COLOR SHADE DIFFERENCES: The model upholstered with some Natural leather such as Maya, Moss, Carees and Sensation, could present in some area differences in color tones of about 5%. Such differences are not to be considered defect but an expression of the natural characteristic of the cowhide. The company reserves the right without prior notice to make technical sheets changes and/or materials for quality product improvement. Leather sofas are a handmade product and according to the leather covering selected there could be a measurement tolerance of about 2 inches (cm 5) on each sku.

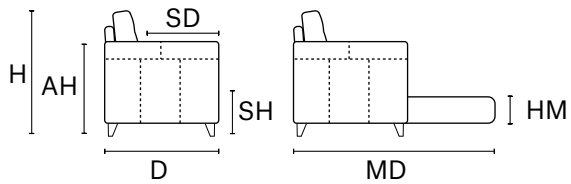
# Ottavia

Ottavia does not look like a sofa bed and has an extremely good seating comfort as the seat is filled with the right combination of memory foam. It is built with a state of the art mechanism which has wooden slats, then seats and backs are always attached during the opening and closing. The mattress has a 6" thickness and is made in a high-end foam called Waterlilly, which has a high density, 100% natural and breathable. Sleeping on this sofa bed is just like sleeping in a regular bed.





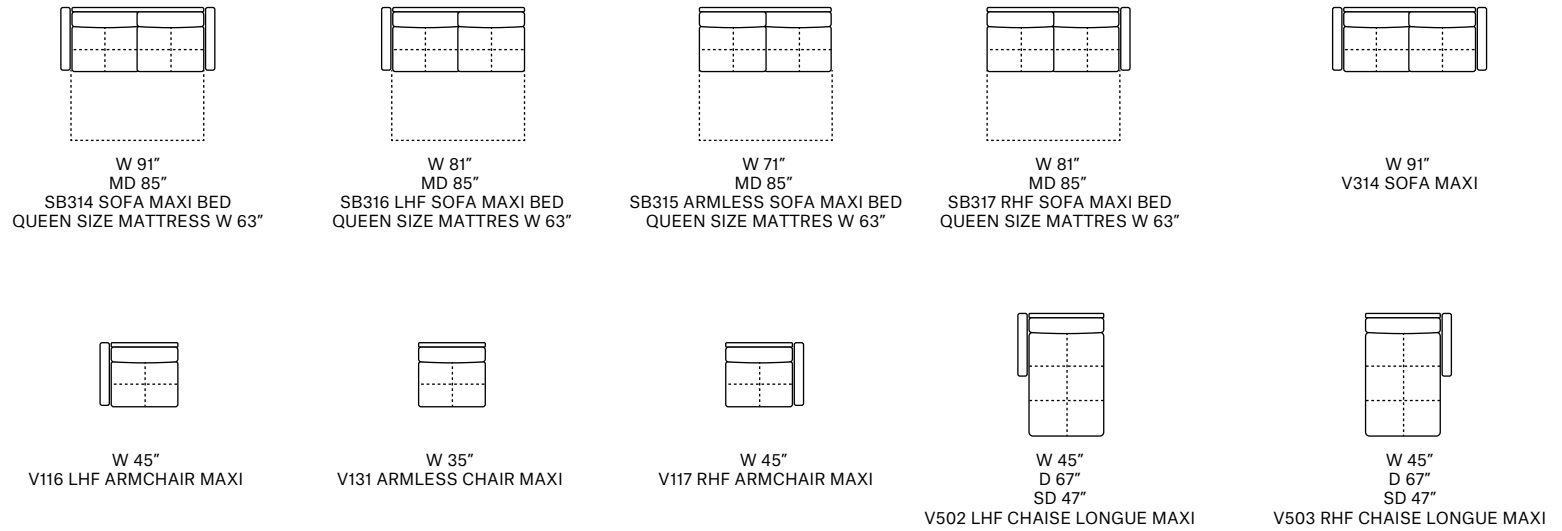




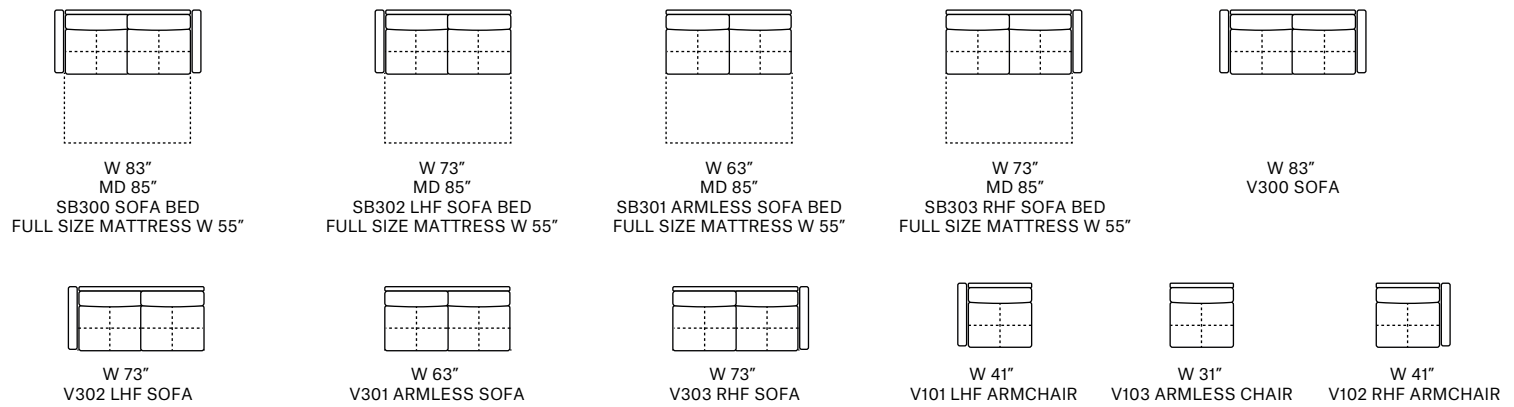
**Arms and back are detachable on sofabed version by just pulling up**

**D 41" H 35" AH 27" SH 19" SD 22" MD 85" HM 22"**

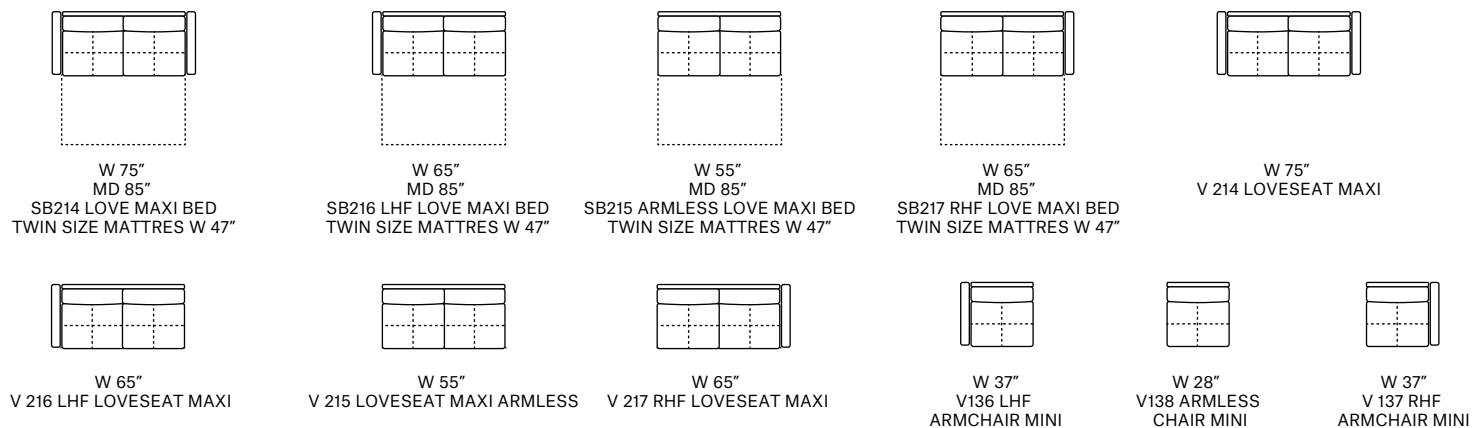
**MAXI SEAT (version of the group have the same seat width)**



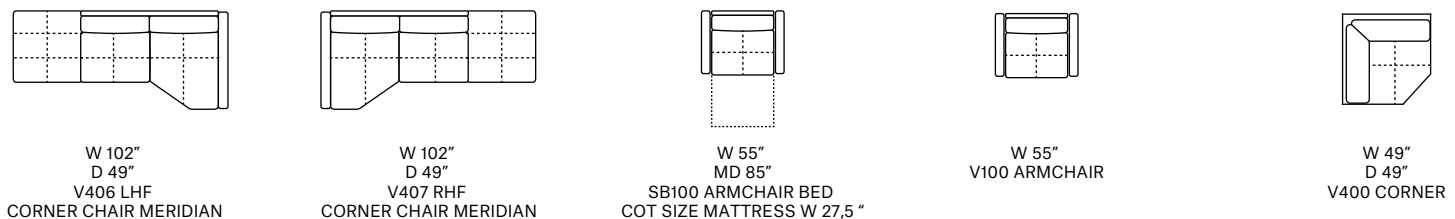
**MEDIUM SEAT (version of the group have the same seat width)**



**SMALL SEAT (version of the group have the same seat width)**



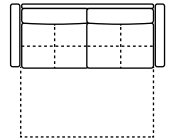
**JOLLY (can be combined with all the version group)**







# Ottavia



SB314 W91"

## Technical Description

**thick stitch:** Available as an option

**structure:** Synchronized and orthopedic metal bed mechanism. Bed area made with beech wood slats 6,3"wide. Reinforced elastic webbing on the seating area.

**mattress h 6,3":** Waterlily viscoelastic high density and high resilience foam, covered with a special polyester fiber fire retardant. External quilted layer made in cotton fabric. The Mattress is 100% recyclable, antibacterial, breathable.

**back suspension:** Reinforced elastic webbing

**seat cushions:** High density ecologic open-cell polyurethane foam and memory foam, covered with a layer of dacron wadding

**back cushions:** High density ecologic open-cell polyurethane foam, covered with a layer of dacron wadding


**removability:** Seat and Back cushion removability is not available for the sofa bed version.

Removability is only available on version without bed

**foot option 1:** Stainless steel Finish

**foot option 2:** Stainless steel Bronze Finish

## Foot Finishing Option



**Foot Option 1:**  
Stainless steel Finish

**Foot Option 2:**  
Stainless steel Bronze Finish

## Thin stitch standard



## Thick stitch option



LEATHER COLOR SHADE DIFFERENCES: The model upholstered with some Natural leather such as Maya, Moss, Carees and Sensation, could present in some area differences in color tones of about 5%. Such differences are not to be considered defect but an expression of the natural characteristic of the cowhide. The company reserves the right without prior notice to make technical sheets changes and/or materials for quality product improvement. Leather sofas are a handmade product and according to the leather covering selected there could be a measurement tolerance of about 2 inches (cm 5) on each sku.





# Crystal

Crystal is a stylish manual recliner with a great seating comfort. This manual recliner is swivel and glider and then there is also a ratchet adjustable headrest which improves head comfort in opening position. This recliner adapts to spaces with the right mix of classic and contemporary design.

## Technical Description

**thick stitch:** Available upon request

**structure:** Hardwood frame for extra strength

**seat/back suspension:** Reinforced elastic webbing

**seat/back cushions:** High density ecologic open-cell polyurethane foam covered with a layer of dacron wadding

**removability:** not available

**mechanism:** manual recliner back and foot swivel and glider with ratchet adjustment in the headrest

**base:** round in black finish



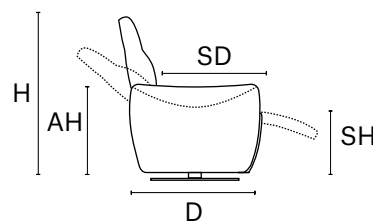
**base:** Swivel & Glider Movement in black finish



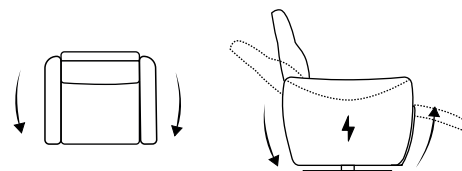
### Thin stitch standard



### Thick stitch option



**MW 35" D 39" MD 56" H 40" AH 24" SH 19" SD 23" MSD 37"**



W 35"  
V155 ARMCHAIR SWIVEL AND GLIDER ELECTRIC  
RECLINER BACK AND FOOT





# Perseo

Perseo is a stylish manual recliner with a great seating comfort. This manual recliner is swivel and glider and then there is also a ratchet adjustable headrest which improves head comfort in opening position. This recliner adapts to spaces with the right mix of classic and contemporary design.

## Technical Description

**thick stitch:** Available upon request

**structure:** Hardwood frame for extra strength

**seat/back suspension:** Reinforced elastic webbing

**seat/back cushions:** High density ecologic open-cell polyurethane foam covered with a layer of dacron wadding

**removability:** not available

**mechanism:** manual recliner back and foot swivel and glider with ratchet adjustment in the headrest


**base:** round in black finish



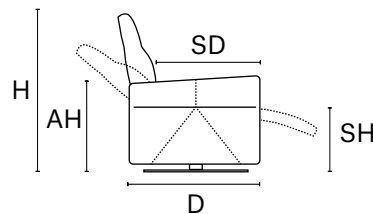
**base:** Swivel and Gliver movement  
in black finish



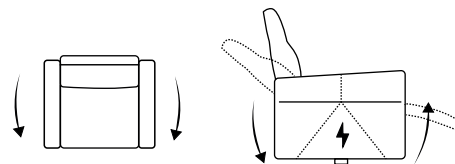
### Thin stitch standard



### Thick stitch option



**MW 35" D 39" MD 55" H 40" AH 25" SH 19" SD 22"**



W 35"  
V155 ARMCHAIR SWIVEL AND GLIDER  
ELECTRIC RECLINER BACK AND FOOT



# Atene

Atene is an contemporary mid-century classic armless chair with a great seating comfort. This armless chair would look great in any space in combination with any style sofa or sectional.

## Technical Description

**thick stitch:** Available upon request

**structure:** Hardwood frame for extra strength

**seat/back suspension:** Reinforced elastic webbing

**seat/back cushions:** High density ecologic open-cell polyurethane foam covered with a layer of dacron wadding

**removability:** Back and Seat cushions

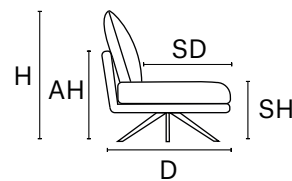
**foot option 1:** Stainless steel finish

**foot option 2:** stainless steel bronze finish

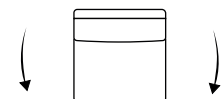
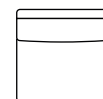
**Thin stitch standard**



**Thick stitch option**



**D 37" H 37" AH 22" SH 18" SD 21"**



W 29"  
V141 ARMLESS CHAIR MINI  
FREE STANDING

W 29"  
V140 ARMLESS  
CHAIR SWIVEL





**BRACCI**  
MADE IN ITALY

[braccisofas.com](http://braccisofas.com)