

Icaro

Technical Description

decor stitch: type “ E “ available as option

thick stitch: available as option

structure: hardwood frame and metal for extra strength

spring system: Reinforced elastic webbing

seat cushion: High density ecologic open-cell polyurethane foam and memory foam covered with a layer of dacron wadding

back cushion: High density ecologic open-cell polyurethane foam covered with a layer of dacron wadding

removability: Back cushions

mechanisms: Not available

foot option 1: Stainless Steel Finish

foot option 2: Stainless Steel Bronze Finish

foot option 3: Stainless Steel Champagne Finish


Foot Finishing Option



Foot Option 1:
Stainless Steel Finish



Foot Option 2:
Stainless Steel Bronze Finish



Foot Option 3:
Stainless Steel
Champagne Finish

**Thin stitch
standard**



**Thick stitch
option**



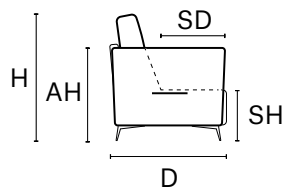
Decor Stich Option



Decor stitch:
Tipe E

LEATHER COLOR SHADE DIFFERENCES: The model upholstered with some Natural leather such as Maya, Moss, Carees and Sensation, could present in some area differences in color tones of about 5%. Such differences are not to be considered defect but an expression of the natural characteristic of the cowhide. The company reserves the right without prior notice to make technical sheets changes and/or materials for quality product improvement. Leather sofas are a handmade product and according to the leather covering selected there could be a measurement tollerance of about 2 inches (cm 5) on each sku.

REV. 002 DEL 28/10/2020 | Pag. 2 of 2

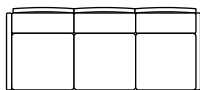


B BRACCI
MADE IN ITALY

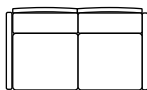
Icaro

D 37" H 35" AH 28" SH 18" SD 23"

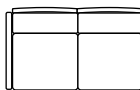
MAXI SEAT (version of the group have the same seat width)



W 132"
V342 SOFA MAXI EXTRA



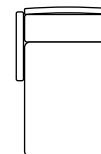
W 92"
V314 SOFA MAXI



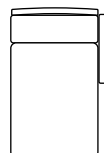
W 87"
V316 LHF SOFA MAXI



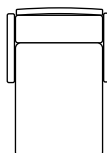
W 87"
V317 RHF SOFA MAXI



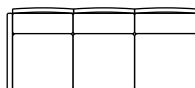
W 48"
D 61"
SD 47"
V502 LHF CHAISE LONGUE MAXI



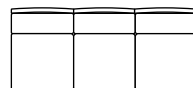
W 48"
D 61"
SD 47"
V503 RHF CHAISE LONGUE MAXI



W 53"
D 61"
SD 47"
V531 CHAISE LONGUE MAXI
FREE STANDING

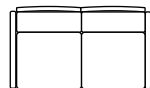


W 127"
V349 LHF SOFA MAXI EXTRA

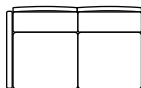


W 127"
V350 RHF SOFA MAXI EXTRA

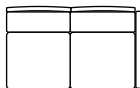
MEDIUM SEAT (version of the group have the same seat width)



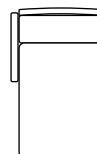
W 82"
V300 SOFA



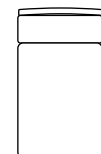
W 77"
V302 LHF SOFA



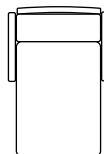
W 77"
V303 RHF SOFA



W 43"
D 61"
SD 47"
V500 LHF CHAISE LONGUE



W 43"
D 61"
SD 47"
V501 RHF CHAISE LONGUE



W 48"
D 61"
SD 47"
V530 CHAISE LONGUE
FREE STANDING



W 43"
V114 LHF ARMCHAIR MEDIUM



W 43"
V115 RHF ARMCHAIR MEDIUM

SMALL SEAT (version of the group have the same seat width)



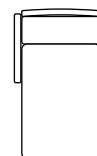
W 72"
V214 LOVESEAT MAXI



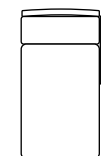
W 67"
V216 LHF LOVESEAT MAXI



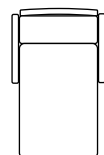
W 67"
V217 RHF LOVESEAT MAXI



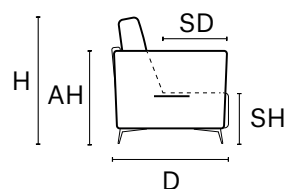
W 36"
D 61"
SD 47"
V504 LHF CHAISE LONGUE MINI



W 36"
D 61"
SD 47"
V505 RHF CHAISE LONGUE MINI

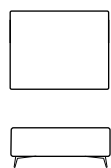


W 43"
D 61"
SD 47"
V532 CHAISE LONGUE MINI
FREE STANDING

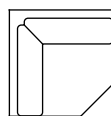


D 37" H 35" AH 28" SH 18" SD 23"

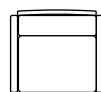
JOLLY (can be combined with all the version group)



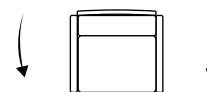
W 38"
D 28"
V600 OTTOMAN



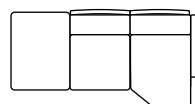
W 45"
D 45"
V400 CORNER



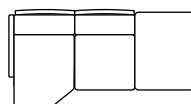
W 41"
V100 ARMCHAIR



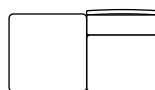
W 41"
V140 ARMCHAIR SWIVEL



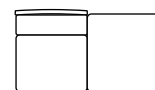
W 105"
D 45"
V406 LHF CORNER
CHAIR MERIDIAN



W 105"
D 45"
V407 RHF CORNER
CHAIR MERIDIAN



W 60"
V112 LHF CHAIR MERIDIAN



W 60"
V113 RHF CHAIR MERIDIAN



W 28"
D 35"
V601 BENCH



W 20"
D 20"
H 4"
V629 MEDIUM CUSHION



W 20"
D 6"
V602 ROLL



W 20"
D 6"
V603 CUSHION

LEATHER COLOR SHADE DIFFERENCES: The model upholstered with some Natural leather such as Maya, Moss, Carees and Sensation, could present in some area differences in color tones of about 5%. Such differences are not to be considered defect but an expression of the natural characteristic of the cowhide. The company reserves the right without prior notice to make technical sheets changes and/or materials for quality product improvement. Leather sofas are a handmade product and according to the leather covering selected there could be a measurement tolerance of about 2 inches (cm 5) on each sku.

REV. 002 DEL 28/10/2020 | Pag. 2 of 2