

Living

Technical Description

thick stitch: Available as option

structure: Hardwood frame for extra strenght

seat/back suspension: Reinforced elastic webbing

seat cushion: High density ecologic open-cell polyurethane foam and memory foam covered with a layer of dacron wadding

back cushion: High density ecologic open-cell polyurethane foam covered with a layer of dacron wadding

removability: Back and Seat cushions

mechanisms: N.A.

foot option 1: Stainless Steel Satin Finish

foot/base series option 2: Stainless Steel Finish

foot/base series option 3: Stainless Steel Bronze Finish

foot/base series option 4: Stainless Steel Champagne Finish

covering: Full leather

Foot Finishing Option



Foot Option 1:
Stainless Steel Satin Finish



Foot Option 2:
Stainless Steel Finish



Foot Option 3:
Stainless Steel Bronze Finish



Foot Option 4:
Stainless Steel Champagne Finish

Thin stitch standard

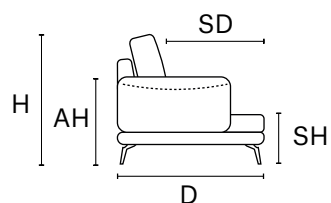


Thick stitch option



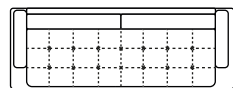
LEATHER COLOR SHADE DIFFERENCES: The model upholstered with some Natural leather such as Maya, Moss, Carees and Sensation, could present in some area differences in color tones of about 5%. Such differences are not to be considered defect but an expression of the natural characteristic of the cowhide. The company reserves the right without prior notice to make technical sheets changes and/or materials for quality product improvement. Leather sofas are a handmade product and according to the leather covering selected there could be a measurement tolerance of about 2 inches (cm 5) on each sku.

REV. 002 DEL 28/10/2020 | Pag. 2 of 2

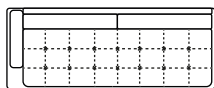


D 39" H 33" AH 23" SH 18" SD 22"

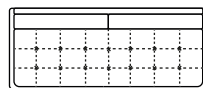
MAXI SEAT (version of the group have the same seat width)



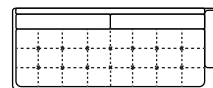
W 94"
V314 SOFA MAXI



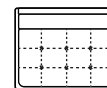
W 88"
V316 LHF SOFA MAXI



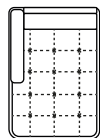
W 81"
V315 SOFA MAXI ARMLESS



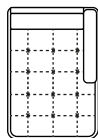
W 88"
V317 RHF SOFA MAXI



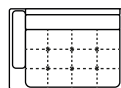
W 40"
V131 ARMLESS CHAIR MAXI



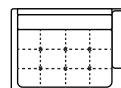
W 47"
D 68"
V502 LHF CHAISE
LONGUE MAXI



W 47"
D 68"
V503 RHF CHAISE
LONGUE MAXI

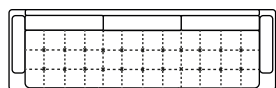


W 47"
V116 LHF ARMCHAIR MAXI

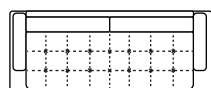


W 47"
V117 RHF ARMCHAIR MAXI

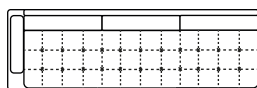
MEDIUM SEAT (version of the group have the same seat width)



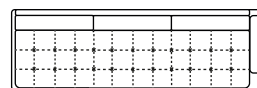
W 122"
V343 SOFA PLUS EXTRA



W 87"
V304 SOFA PLUS

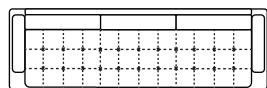


W 115"
V344 LHF SOFA PLUS EXTRA

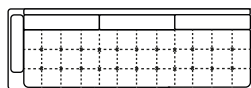


W 115"
V345 RHF SOFA PLUS EXTRA

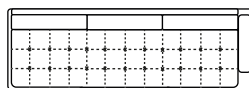
SMALL SEAT (version of the group have the same seat width)



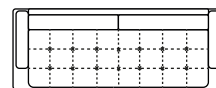
W 110"
V347 SOFA EXTRA (3 CUSHIONS)



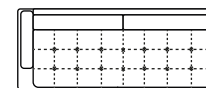
W 104"
V351 LHF SOFA EXTRA
(3 CUSHIONS)



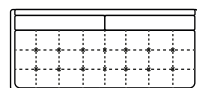
W 104"
V352 RHF SOFA EXTRA
(3 CUSHIONS)



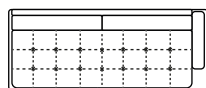
W 77"
V300 SOFA



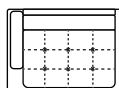
W 70"
V302 LHF SOFA



W 63"
V301 SOFA ARMLESS



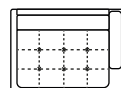
W 70"
V303 RHF SOFA



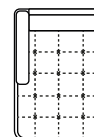
W 39"
V101 LHF ARMCHAIR



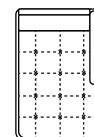
W 32"
V103 ARMLESS CHAIR



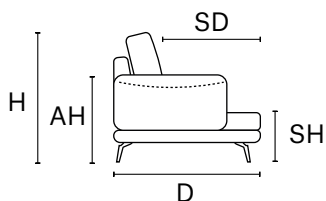
W 39"
V102 RHF ARMCHAIR



W 39"
D 68"
V500 LHF CHAISE LONGUE MINI



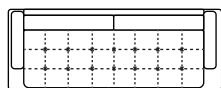
W 39"
D 68"
V501 RHF CHAISE LONGUE MINI



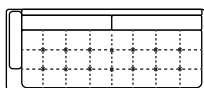
D 39" H 33" AH 23" SH 18" SD 22"

Living

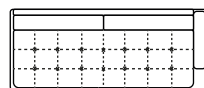
XSMALLSEAT (version of the group have the same seat width)



W 69"
V200 SOFA

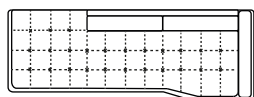


W 62"
V202 LHF LOVESEAT

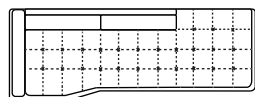


W 62"
V203 RHF LOVESEAT

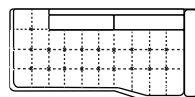
JOLLY (can be combined with all the version group)



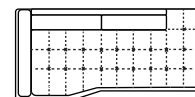
W 103"
D44"
V406 LHF
CORNER CHAIR MERIDIEN



W 103"
D44"
V407 RHF
CORNER CHAIR MERIDIEN



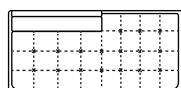
W 87"
D44"
V425 LHF
CORNER CHAIR MINI MERIDIEN



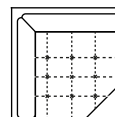
W 87"
D44"
V426 RHF
CORNER CHAIR MINI MERIDIEN



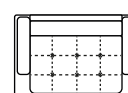
W 59"
V112 LHF CHAIR MERIDIEN



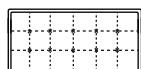
W 59"
V113 RHF CHAIR MERIDIEN



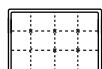
W 44"
D 44"
V400 CORNER



W 38"
V100 ARMCHAIR



W 47"
D 33"
V601 BENCH



W 33"
D 24"
V600 OTTOMAN

LEATHER COLOR SHADE DIFFERENCES: The model upholstered with some Natural leather such as Maya, Moss, Carees and Sensation, could present in some area differences in color tones of about 5%. Such differences are not to be considered defect but an expression of the natural characteristic of the cowhide. The company reserves the right without prior notice to make technical sheets changes and/or materials for quality product improvement. Leather sofas are a handmade product and according to the leather covering selected there could be a measurement tolerance of about 2 inches (cm 5) on each sku.

REV. 002 DEL 28/10/2020 | Pag. 2 of 2