

Miriam

Technical Description

thick stitch: Available upon request

structure: Hardwood frame for extra strength

seat/back suspension: Reinforced elastic webbing

seat cushions: High density ecologic open-cell polyurethane foam with coil springs built inside the cushions and covered with a layer of memory foam and dacron wadding

back cushions: High density ecologic open-cell polyurethane foam covered with a layer of dacron wadding

removability: Not available

mechanism: power mechanism head and foot and each seat has two separate motors, one for the headrest and one for the footrest

battery pack: available as an option

usb: available as an option

cup holder: available as an option only in skus V613 and V614

foot option 1: feet in stainless steel finish

foot option 2: feet in stainless steel bronze finish

foot option 3: feet in stainless steel champagne finish


Foot Finishing Option



Foot Option 1:
Stainless steel Finish



Foot Option 2:
Stainless steel bronze finish



Foot Option 3:
Stainless steel champagne finish

Thin stitch standard

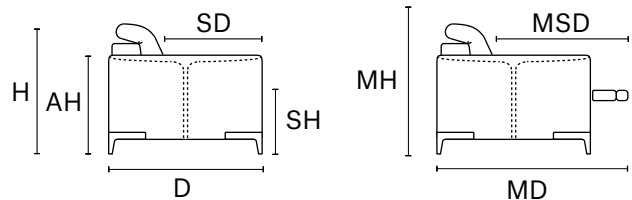


Thick stitch option



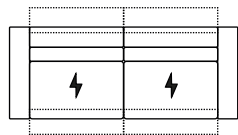
LEATHER COLOR SHADE DIFFERENCES: The model upholstered with some Natural leather such as Maya, Moss, Carees and Sensation, could present in some area differences in color tones of about 5%. Such differences are not to be considered defect but an expression of the natural characteristic of the cowhide. The company reserves the right without prior notice to make technical sheets changes and/or materials for quality product improvement. Leather sofas are a handmade product and according to the leather covering selected there could be a measurement tolerance of about 2 inches (cm 5) on each sku.

REV. 002 DEL 28/10/2020 | Pag. 2 of 2

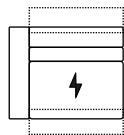


D 45" MD 70" H 34" AH 24" SH 19" SD 23" MSD 39" MH 43"

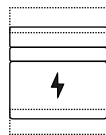
MAXI SEAT (version of the group have the same seat width)




W 93"
V106+V108 SOFA MAXI RCL
ELECTRIC HEAD AND FOOT



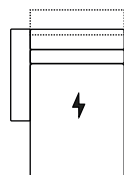
W 46"
V106 LHF ARMCHAIR MAXI
RCL ELECTRIC HEAD AND FOOT
V121 LHF ARMCHAIR MAXI
ONLY ELECTRIC HEADREST



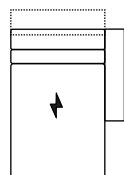
W 34"
V119 ARMLESS CHAIR MAXI
RCL ELECTRIC HEAD AND FOOT
V120 ARMLESS CHAIR MAXI
ONLY ELECTRIC HEADREST



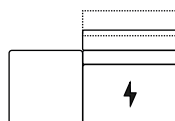
W 46"
V108 RHF ARMCHAIR MAXI
RCL ELECTRIC HEAD AND FOOT
V122 RHF ARMCHAIR MAXI
ONLY ELECTRIC HEADREST



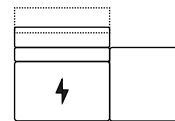
W 46"
D70
V506 LHF CHAISE LONGUE MAXI
ONLY ELECTRIC HEADREST



W 46"
D70
V507 RHF CHAISE LONGUE MAXI
ONLY ELECTRIC HEADREST

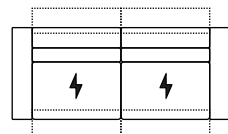


W 61"
V 166 LHF CHAIR MAXI MERIDIAN
ONLY ELECTRIC HEADREST

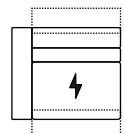


W 61"
V 167 RHF CHAIR MAXI MERIDIAN
ONLY ELECTRIC HEADREST


MEDIUM SEAT (version of the group have the same seat width)




W 82"
V125+V126 LOVE SEAT MAXI RCL
ELECTRIC HEAD AND FOOT



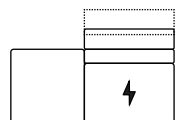
W 41"
V125 LHF ARMCHAIR MINI
RCL ELECTRIC HEAD AND FOOT
V127 LHF ARMCHAIR MINI
ONLY ELECTRIC HEADREST



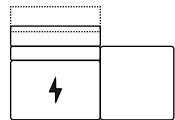
W 28"
V123 ARMLESS CHAIR MINI
RCL ELECTRIC HEAD AND FOOT
V124 ARMLESS CHAIR MINI
ONLY ELECTRIC HEADREST



W 41"
V126 RHF ARMCHAIR MINI
RCL ELECTRIC HEAD AND FOOT
V128 RHF ARMCHAIR MINI
ONLY ELECTRIC HEADREST

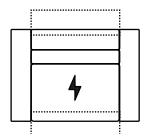


W 55"
V 168 LHF CHAIR MINI MERIDIAN
ONLY ELECTRIC HEADREST

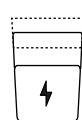


W 55"
V 169 RHF CHAIR MINI MERIDIAN
ONLY ELECTRIC HEADREST

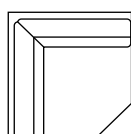
JOLLY (can be combined with all the version group)



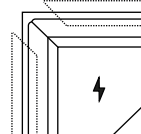
W 53"
V104 ARMCHAIR
RCL ELECTRIC HEAD AND FOOT
V150 ARMCHAIR
ONLY ELECTRIC HEADREST



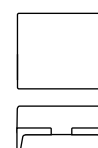
W 26"
MW 40"
V160 ARMLESS CHAIR
MAXI ANGLED
ONLY ELECTRIC HEADREST



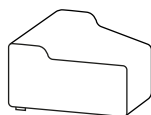
W 54"
D 54"
V414 SQUARE CORNER



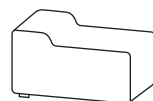
W 54"
D 54"
V415 SQUARE CORNER
ELECTRIC HEADREST



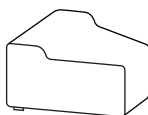
W 37"
D 26"
V600 OTTOMAN



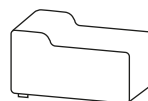
W 13"
H 22"
MW20"
MH 26"
V620 CONSOLLE ANGLE



W 20"
H 22"
MW 26"
MH 26"
V621 CONSOLLE STRAIGHT



W 9"
H 22"
MW 16"
MH 26"
V614 CONSOLLE MINI ANGLE



W 9"
H 22"
MW 16"
MH 26"
V613 CONSOLLE
MINI STRAIGHT