

Andy

Technical Description

thick stitch: Available upon request

structure: Hardwood frame for extra strength

seat/back suspension: Reinforced elastic webbing

seat cushions: High density ecologic open-cell polyurethane foam and memory foam covered with a layer of dacron wadding

back cushions: High density ecologic open-cell polyurethane foam covered with a layer of dacron wadding

removability: Back and Seat cushions

foot option 1: Stainless steel finish

foot option 2: Stainless steel black finish

foot option 3: Stainless steel champagne finish


Foot Finishing Option



Foot Option 1:
Stainless steel Finish



Foot Option 2:
Stainless steel black finish



Foot Option 3:
Stainless steel champagne finish

Thin stitch standard

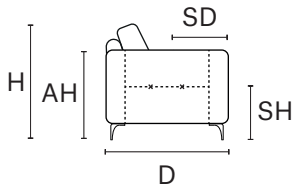


Thick stitch option



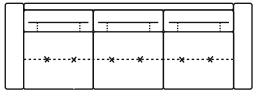
LEATHER COLOR SHADE DIFFERENCES: The model upholstered with some Natural leather such as Maya, Moss, Carees and Sensation, could present in some area differences in color tones of about 5%. Such differences are not to be considered defect but an expression of the natural characteristic of the cowhide. The company reserves the right without prior notice to make technical sheets changes and/or materials for quality product improvement. Leather sofas are a handmade product and according to the leather covering selected there could be a measurement tolerance of about 2 inches (cm 5) on each sku.

REV. 002 DEL 28/10/2020 | Pag. 2 of 2

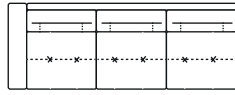


D 39" H 34" AH 26" SH 19" SD 22"

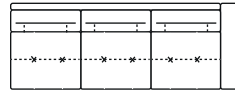
MAXI SEAT (version of the group have the same seat width)



W 122"
V342 SOFA MAXI EXTRA



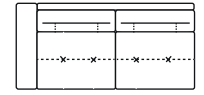
W 115"
V349 LHF SOFA MAXI EXTRA



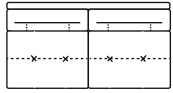
W 115"
V350 RHF SOFA MAXI EXTRA



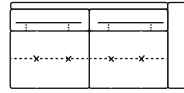
W 86"
V314 SOFA MAXI



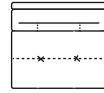
W 79"
V316 LHF SOFA MAXI



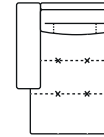
W 72"
V315 SOFA MAXI ARMLESS



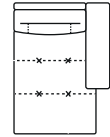
W 79"
V317 RHF SOFA MAXI



W 36"
V131 ARMLESS CHAIR MAXI

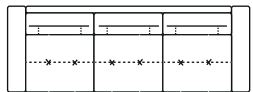


W 43"
D 63"
V502 LHF CHAISE LONGUE MAXI



W 43"
D 63"
V503 RHF CHAISE LONGUE MAXI

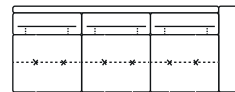
MEDIUM SEAT (version of the group have the same seat width)



W 110"
V347 SOFA EXTRA
(3 SEAT CUSHIONS)



W 104"
V351 LHF SOFA EXTRA
(3 SEAT CUSHIONS)



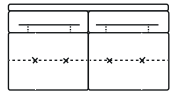
W 104"
V352 RHF SOFA EXTRA
(3 SEAT CUSHIONS)



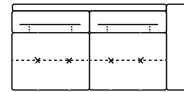
W 78"
V300 SOFA



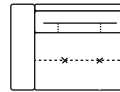
W 71"
V302 LHF SOFA



W 65"
V301 SOFA ARMLESS



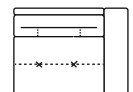
W 71"
V303 RHF SOFA



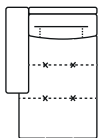
W 39"
V101 LHF ARMCHAIR



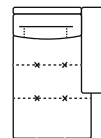
W 32"
V103 ARMLESS CHAIR



W 39"
V102 RHF ARMCHAIR

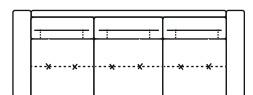


W 39"
D 63"
V500 LHF CHAISE LONGUE

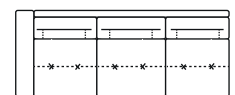


W 39"
D 63"
V501 RHF CHAISE LONGUE

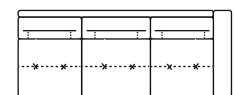
SMALL SEAT (version of the group have the same seat width)



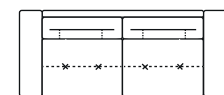
W 99"
V242
LOVESEAT MAXI EXTRA



W 92"
V243 LHF LOVESEAT MAXI EXTRA



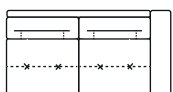
W 92"
V244 RHF LOVESEAT MAXI EXTRA



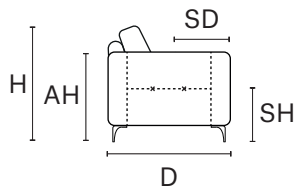
W 70"
V214 LOVESEAT MAXI



W 63"
V216 LHF LOVESEAT MAXI

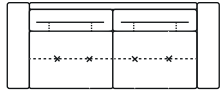


W 63"
V217 RHF LOVESEAT MAXI



D 39" H 34" AH 26" SH 19" SD 22"

X SMALL SEAT (version of the group have the same seat width)



W 62"
V200 LOVESEAT

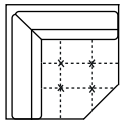


W 56"
V202 LHF LOVESEAT

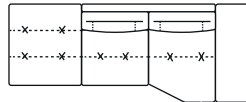


W 56"
V203 RHF LOVESEAT

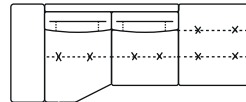
JOLLY (can be combined with all the version group)



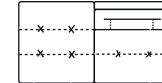
W 43"
D 43"
V400 CORNER



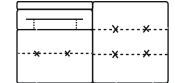
W 104"
D 43"
V406 LHF CORNER CHAIR MERIDIAN



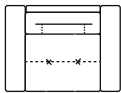
W 104"
D 43"
V407 RHF CORNER CHAIR MERIDIAN



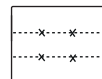
W 61"
V112 LHF CHAIR MERIDIAN



W 61"
V113 RHF CHAIR MERIDIAN



W 37"
V100 ARMCHAIR



W 35"
D 28"
V600 OTTOMAN

LEATHER COLOR SHADE DIFFERENCES: The model upholstered with some Natural leather such as Maya, Moss, Carees and Sensation, could present in some area differences in color tones of about 5%. Such differences are not to be considered defect but an expression of the natural characteristic of the cowhide. The company reserves the right without prior notice to make technical sheets changes and/or materials for quality product improvement. Leather sofas are a handmade product and according to the leather covering selected there could be a measurement tolerance of about 2 inches (cm 5) on each sku.

REV. 002 DEL 28/10/2020 | Pag. 2 of 2