

# Laguna

## Technical Description

**Thick stitch:** Available upon request

**structure:** Hardwood frame for extra strenght

**seat/back suspension:** Reinforced elastic webbing

**seat cushion:** High density ecologic open-cell polyurethane foam and memory foam covered with a layer of dacron wadding

**back cushion:** High density ecologic open-cell polyurethane foam covered with a layer of dacron wadding

**removability:** Seat and back cushion

**foot option 1:** Stainless steel Finish

**foot option 2:** Stainless steel Bronze Finish

**foot option 3:** Stainless steel Champagne Finish

**foot option 4:** Bronze Finish with insert in Champagne Finish

**foot option 5:** Champagne Finish with insert in Bronze Finish

**top finishing for arm (Version "I"):**

**top option 1:** Patagonia

**top option 2:** Amazzonia

**top option 3:** Panther

**top option 4:** Moon

**top option 5:** Neptune

## Foot Finishing Option



**Foot Option 1:**  
Stainless steel Finish



**Foot Option 2:**  
Stainless steel  
Bronze Finish



**Foot Option 3:**  
Stainless steel  
Champagne Finish



**Foot Option 4:**  
Bronze Finish with insert  
in Champagne Finish




**Foot Option 5:**  
Champagne Finish with insert  
in Bronze Finish


## Top Table Porcelain Stone Option



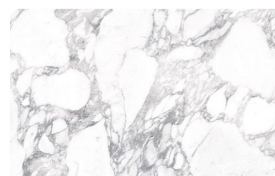
**Top Option 1:**  
Patagonia



**Top Option 2:**  
Amazzonia



**Top Option 3:**  
Panther



**Top Option 4:**  
Moon



**Top Option 5:**  
Neptune

## Stitch Option



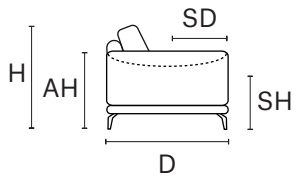
**Thin stitch  
standard**



**Thick stitch  
option**

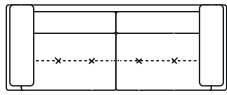
LEATHER COLOR SHADE DIFFERENCES: The model upholstered with some Natural leather such as Maya, Moss, Oxford and Cashmere, could present in some area differences in color tones of about 5%. Such differences are not to be considered defect but an expression of the natural characteristic of the cowhide. The company reserves the right without prior notice to make technical sheets changes and/or materials for quality product improvement. Leather sofas are a handmade product and according to the leather covering selected there could be a measurement tollerance of about 2 inches (cm 5) on each sku.

REV. 004 DEL 18/04/2025 | Pag. 0 of 2

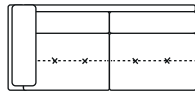


**W 0" MW 0" D 42" MD 0" H 33" AH 24" SH 18" SD 23" MSD 0" MH 0" HM 0"**

## EXTRA SEAT (version of the group have the same seat width)



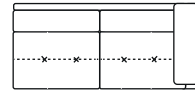
W 101"  
V347 3 SEATER EXTRA



W 85"  
V351 LHF 3 SEATER EXTRA



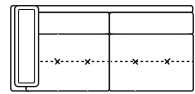
W 69"  
V353 ARMLESS 3 SEATER EXTRA



W 85"  
V352 RHF 3 SEATER EXTRA



W 101"  
T347 3 SEATER EXTRA  
WITH 2 TABLES



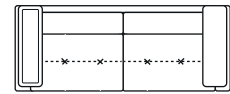
W 85"  
T351 LHF 3 SEATER EXTRA  
WITH TABLE



W 85"  
T352 RHF 3 SEATER EXTRA  
WITH TABLE



W 101"  
A347T 3 SEATER EXTRA  
LHF ARM RHF TABLE

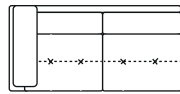


W 101"  
T347A 3 SEATER EXTRA  
LHF TABLE RHF ARM

## MAXI SEAT (version of the group have the same seat width)



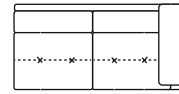
W 93"  
V314 SOFA MAXI



W 77"  
V316 LHF SOFA MAXI



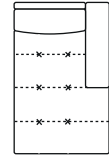
W 61"  
V315 SOFA MAXI ARMLESS



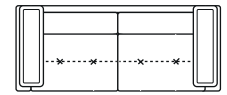
W 77"  
V317 RHF SOFA MAXI



W 46"  
D 67"  
V500 LHF CHAISE LONGUE



W 46"  
D 67"  
V501 RHF CHAISE LONGUE



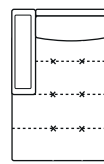
W 93"  
T314 3 SEATER MAXI  
WITH 2 TABLES



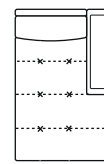
W 77"  
T316 LHF SOFA MAXI  
WITH TABLE



W 77"  
T317 RHF SOFA MAXI  
WITH TABLE



W 46"  
D 67"  
V500 LHF  
CHAISE LONGUE  
WITH TABLE



W 46"  
D 67"  
V501 RHF  
CHAISE LONGUE  
WITH TABLE

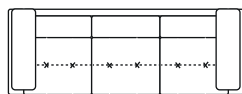


W 93"  
A314T 3 SEATER MAXI  
LHF ARM RHF TABLE

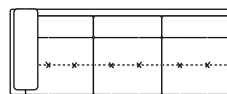


W 93"  
T314A 3 SEATER MAXI  
LHF TABLE RHF ARM

## MEDIUM SEAT (version of the group have the same seat width)



W 113"  
V348 SOFA EXTRA LARGE



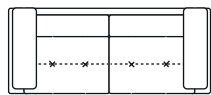
W 97"  
V358 LHF 3 SEATER EXTRA LARGE



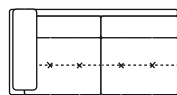
W 81"  
V357 ARMLESS 3 SEATER EXTRA LARGE



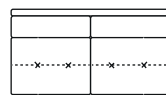
W 97"  
V359 RHF 3 SEATER EXTRA LARGE



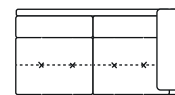
W 85"  
V300 SOFA



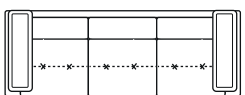
W 69"  
V302 LHF SOFA



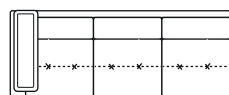
W 54"  
V301 SOFA ARMLESS



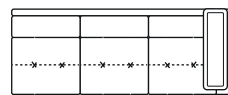
W 69"  
V303 RHF SOFA



W 113"  
T348 3 SEATER EXTRA LARGE  
WITH 2 TABLES



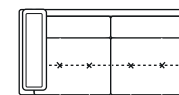
W 97"  
T358 LHF 3 SEATER EXTRA LARGE  
WITH TABLE



W 97"  
T359 RHF 3 SEATER EXTRA LARGE  
WITH TABLE



W 85"  
T300 3 SEATER  
WITH 2 TABLES



W 69"  
T302 LHF 3 SEATER  
WITH TABLE



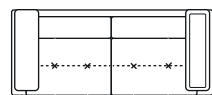
W 69"  
T303 RHF 3 SEATER  
WITH TABLE



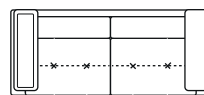
W 113"  
A348T 3 SEATER EXTRA LARGE  
LHF ARM RHF TABLE



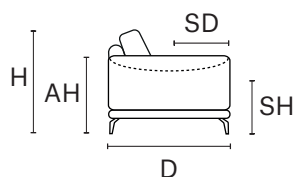
W 113"  
T348A 3 SEATER EXTRA LARGE  
LHF TABLE RHF ARM



W 85"  
A300T 3 SEATER  
LHF ARM RHF TABLE



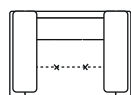
W 85"  
T300A 3 SEATER  
LHF TABLE RHF ARM



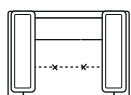
# Laguna

W 0" MW 0" D 42" MD 0" H 33" AH 24" SH 18" SD 23" MSD 0" MH 0" HM 0"

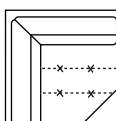
## JOLLY SEAT (can be combined with all the version group)



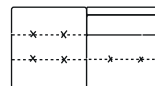
W 47"  
V100 ARMCHAIR



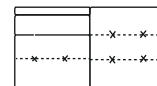
W 47"  
T100 ARMCHAIR  
WITH 2 TABLES



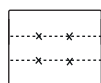
W 55"  
D 55"  
V400 CORNER



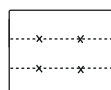
W 61"  
V112 LHF CHAIR MERIDIAN



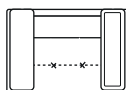
W 61"  
V113 RHF CHAIR MERIDIAN



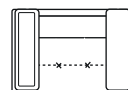
W 35"  
D 24"  
V600 OTTOMAN



W 47"  
D 35"  
V601 BENCH



W 47"  
A100T ARMCHAIR  
LHF ARM RHF TABLE



W 47"  
T100A ARMCHAIR  
LHF TABLE RHF ARM

LEATHER COLOR SHADE DIFFERENCES: The model upholstered with some Natural leather such as Maya, Moss, Oxford and Cashmere, could present in some area differences in color tones of about 5%. Such differences are not to be considered defect but an expression of the natural characteristic of the cowhide. The company reserves the right without prior notice to make technical sheets changes and/or materials for quality product improvement. Leather sofas are a handmade product and according to the leather covering selected there could be a measurement tolerance of about 2 inches (cm 5) on each sku.

REV. 004 DEL 01/04/2025 | Pag. 0 of 2