

# Livia

## Technical Description

- thick stitch:** Available as an option
- structure:** Synchronized and orthopedic metal bed mechanism. Bed area made with beech wood slats 6,3"wide. Reinforced elastic webbing on the seating area.
- mattress h 6,3":** Waterlily viscoelastic high density and high resilience foam, covered with a special polyester fiber fire retardant.  
External quilted layer made in cotton fabric. The Mattress is 100% recyclable, antibacterial, breathable.
- back suspension:** Reinforced elastic webbing
- seat cushions:** High density ecologic open-cell polyurethane foam and memory foam, covered with a layer of dacron wadding
- back cushions:** High density ecologic open-cell polyurethane foam, covered with a layer of dacron wadding
- removability:** Seat and Back cushion removability is not available for the sofa bed version.  
Removability is only available on version without bed
- foot option 1:** Stainless Steel Arm Leg
- foot option 2:** Stainless Steel Arm Leg Bronze Finish
- foot option 3:** Stainless Steel Arm Leg Champagne Finish

## Foot Finishing Option



- |  |   |  |
|--|---|--|
| <b>Foot Option 1:</b><br>Stainless Steel Arm Leg | <b>Foot Option 2:</b><br>Stainless Steel<br>Arm Leg Bronze Finish | <b>Foot Option 3:</b><br>Stainless Steel<br>Arm Leg Champagne Finish |
|--|---|--|

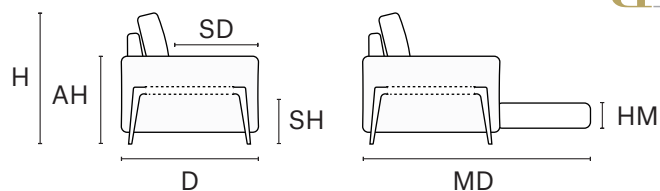
## Stitch Option



- |                             |                            |
|-----------------------------|----------------------------|
| <b>Thin stitch standard</b> | <b>Thick stitch option</b> |
|-----------------------------|----------------------------|

LEATHER COLOR SHADE DIFFERENCES: The model upholstered with some Natural leather such as Maya, Moss, Carees and Sensation, could present in some area differences in color tones of about 5%. Such differences are not to be considered defect but an expression of the natural characteristic of the cowhide. The company reserves the right without prior notice to make technical sheets changes and/or materials for quality product improvement. Leather sofas are a handmade product and according to the leather covering selected there could be a measurement tolerance of about 2 inches (cm 5) on each sku.

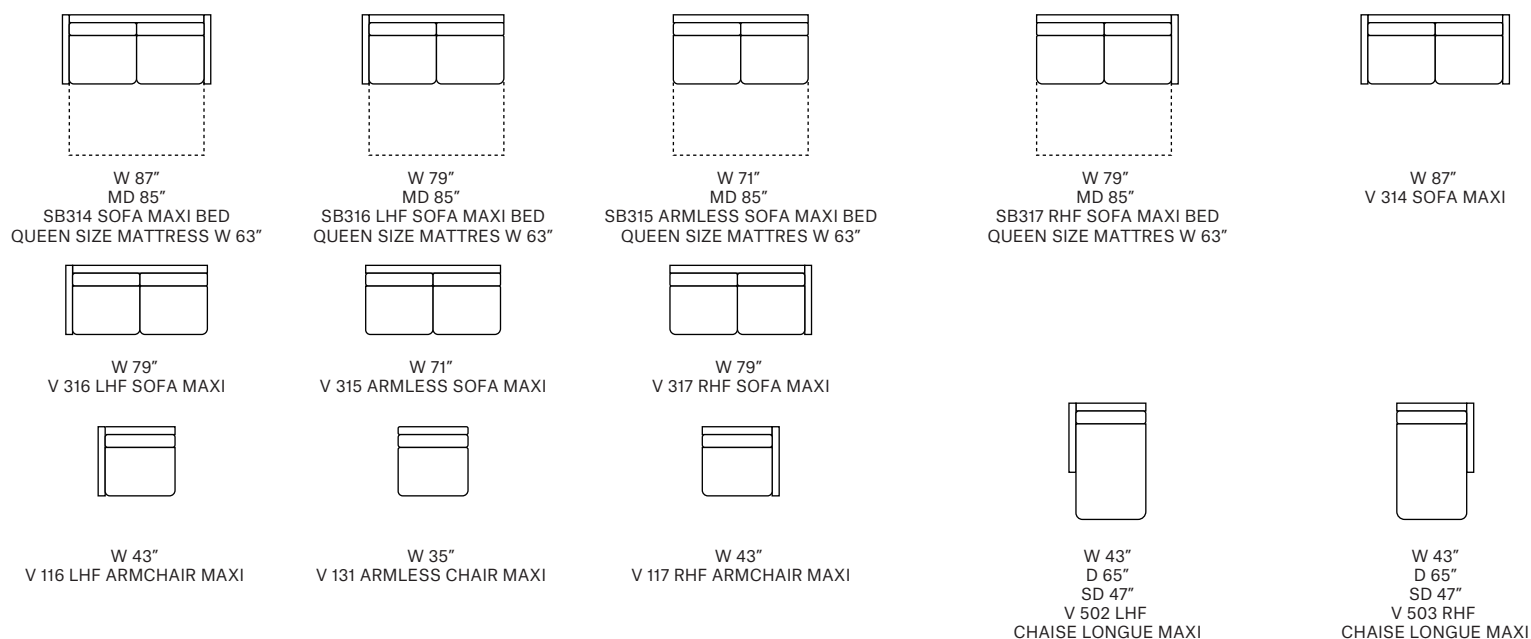
REV. 005 DEL 18/07/2025 | Pag. 0 of 2



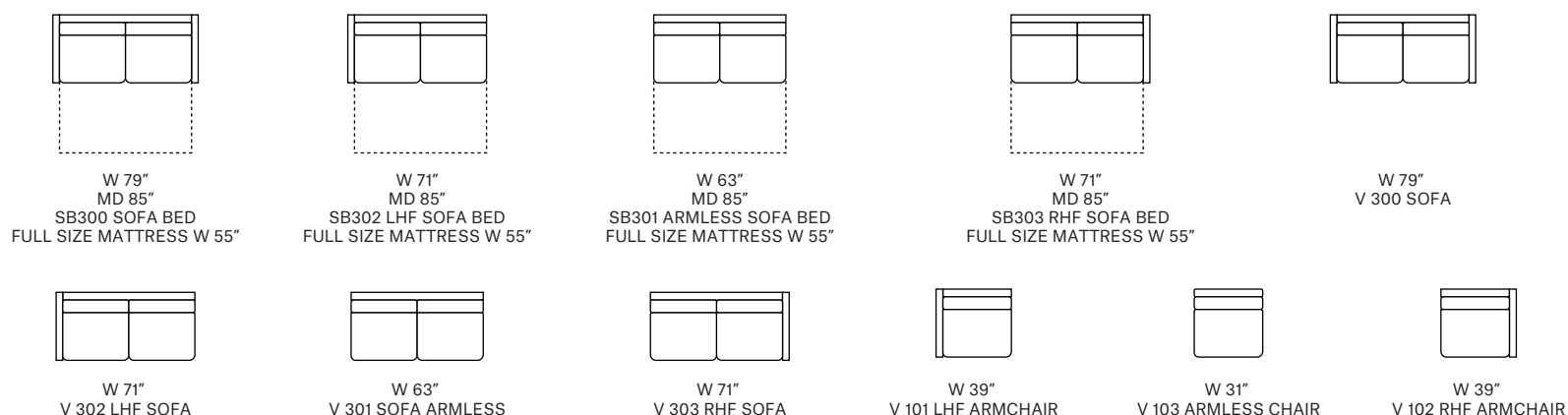
Arms and back are detachable on sofabed version by just pulling up

**D 41" H 38" AH 26" SH 19" SD 22" MD 85" HM 22"**

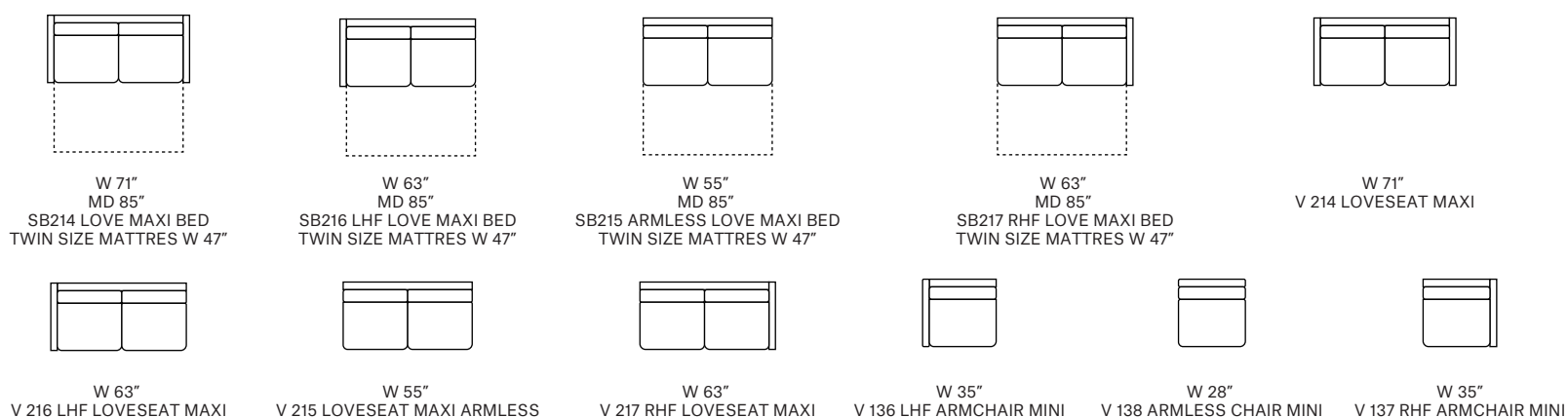
## MAXI SEAT (version of the group have the same seat width)



## MEDIUM SEAT (version of the group have the same seat width)



## SMALL SEAT (version of the group have the same seat width)



## JOLLY (can be combined with all the version group)

